

Additional safety information for digging and working in proximity to pipelines

The illustration below provides some guidance on which activities within the prescribed area require written consent from us. If you are unsure if your planned activity requires a locate request or written consent, please contact Enbridge at crossingscanada@enbridge.com or visit enbridge.com/crossings.

Activities that DO NOT require consent

- (A) Ground disturbance less than 30 cm below the surface (e.g. planting flowers)
- (B) Agricultural cultivation less than 45 cm deep (unless notified by the pipeline company that it's unsafe to do so in certain areas)
- (C) Operating vehicles or mobile equipment across a pipeline which are used for agricultural activities, provided:

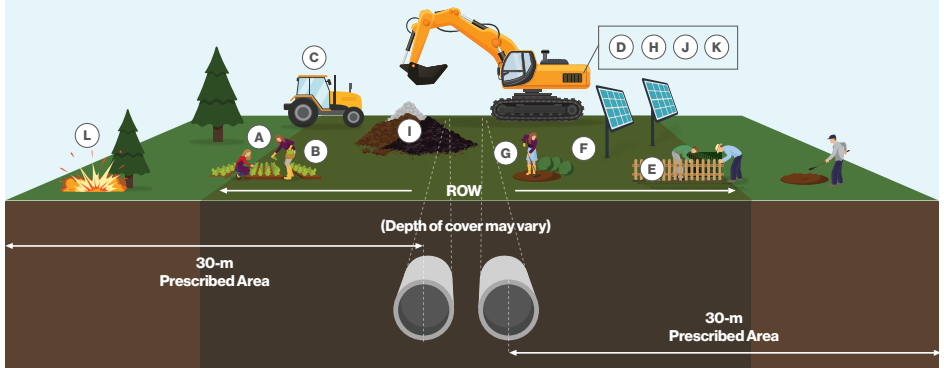
- The loaded axle weight and tire pressures of the vehicle or mobile equipment are within the manufacturer's approved limits and operating guidelines
- The point of crossing has not been the subject of a notification from the pipeline company that crossing at that location could impair the pipeline's safety or security

The Damage Prevention Regulations define agricultural activity as:

- The production of crops and the raising of animals, including pasturing
- Cultivation activities such as tillage, plowing, disking and harrowing

Activities that DO require consent

- (D) Ground disturbance depths of 30 cm or more within the 30-m prescribed area (excavating, digging, trenching, land leveling, topsoil stripping, deep tilling, subsoiling and grading)
- (E) Installing/constructing a fence, retaining wall or structure
- (F) Installing facilities on, along, under or across the pipeline prescribed area
- (G) Landscaping, tree/shrub planting, clearing and removing stumps
- (H) Constructing roads, paving, parking areas, driveways and ditches
- (I) Stockpiling materials
- (J) Constructing drainage or irrigation systems (including dykes, ditches and culverts)
- (K) Crossing a pipeline while not on the traveled portion of an established highway or public road with vehicles or mobile equipment
- (L) Use of explosives (i.e. blasting/seismic exploration). Enbridge must be notified of any geophysical activities occurring within 300 m of the right-of-way (ROW) so that Enbridge can review the proposed plans to see if there might be potential impacts to its facilities. Blasting activities related to prospecting for mines and minerals within 40 m of the pipeline ROW require consent from the Canada Energy Regulator (CER).



➤ Enbridge's cross-border and interprovincial pipelines are regulated by the CER and must comply with specific pipeline standards and regulations. In addition to the ROW, where the pipeline is located, the CER has established a 30-m prescribed area on either side of the pipeline—measured perpendicularly on each side from the centreline of the pipe—to protect the public, the environment and the pipeline. More information about CER requirements can be found at cer-rec.gc.ca. If planning to conduct any ground disturbance in the prescribed area, written consent from Enbridge is first required. Modified from CER image in "Pipeline Damage Prevention Regulations" information product.

Safety checklist

If you are planning to conduct work in the prescribed area, please follow these steps:

- 1. Plan your activity.** Identify the location of your work, making sure to look for pipeline warning signs or pipeline marker posts.
- 2. Contact Enbridge to obtain written consent.** Visit enbridge.com/crossings to obtain our requirements for constructing a facility, conducting a ground disturbance activity or vehicle crossing near pipelines.
- 3. Make a locate request.** At least three working days before the planned activity is to start, contact clickbeforeyoudig.com or call your local one-call centre.
- 4. Be on site** when underground facilities are being located to be sure you understand the meaning of the markings.
- 5. Review CER requirements.** Confirm that any persons or companies hired to do work on your behalf, such as contractors, are aware of the CER's requirements.
- 6. Follow all instructions** provided in the authorization, including hand-exposing and vacuum-excavating the pipe before mechanical excavations within 5 m and notify Enbridge prior to backfilling. An Enbridge representative must be on site during backfill.
- 7. Immediately notify Enbridge** if you come into contact with the pipe or its coating.

Always remember to dig with CARE

C all or **Click Before You Dig.**

A llow required time for markings.

Provide adequate notice prior to starting your excavation. This provides time for companies to accurately locate and mark their facilities in your dig area.

R espect the marks.

Before you begin your excavation, walk through the site to familiarize yourself with the markings and the location of buried facilities. Confirm that all companies have responded to you indicating they have marked your dig area.





E xcavate carefully.

It is important that you take a proactive approach to safety not only for yourself, but also for your community by initiating the one-call process and excavating with CARE.

Know the code

Colour codes are extremely important. While not all facility owners have adopted the same coding system, it remains very important that you confirm colour markings when you see them.

APWA (American Public Works Association) Uniform Colour Code

-  White – Proposed Excavation
-  Pink – Temporary Survey Markings
-  Red – Electric Power Lines, Cables, Conduit and Lighting Cables
-  Yellow – Gas, Oil, Petroleum or Gaseous Materials
-  Orange – Communication, Alarm or Signal Lines
-  Blue – Potable Water
-  Purple – Reclaimed Water, Irrigation and Slurry Lines
-  Green – Sewer and Drain Lines