

Natural Gas Pipeline Safety and Emergency Information

for our neighbours



Maritimes & Northeast Pipeline is a natural gas pipeline system in your area that is operated by Enbridge. You have received this brochure because you may live, work or own property near Maritimes & Northeast pipelines and/or associated facilities. Please read and share this important safety information with others. If you operate a business frequented by outside visitors, we encourage you to consider pipelines in your emergency response plans and procedures.

Emergency number: 1-888-444-6677

Contents:

Safe digging information	3
How to determine where our pipelines are located	4
Crossing or traversing right-of-way (ROW)	5
Damage prevention information	6
How to contact us in an emergency	7
Pipeline safety information including how to recognize a leak and how to respond in the event of a pipeline emergency	8

Read this brochure,
then scan the QR code
with your phone camera
or visit enbridge.com/surveys for a chance to
win \$500.



Awareness today means safer tomorrows

Tomorrow is more than just the energy we transport. It's the energy we put in. It's the time we spend volunteering. It's our commitment to sustainability and the environment. It's the investments we make in our community to ensure the places we live and work are safe and vibrant. It's because we see the potential in people and care about the world around us. Tomorrow is on, and we're committed to making it better.

Maritimes & Northeast Pipeline

Maritimes & Northeast Pipeline is a 1,432-km mainline transmission pipeline built to transport natural gas from developments offshore Nova Scotia to markets in Atlantic Canada and the northeastern United States.

A joint venture of Enbridge Inc. (77.53%), Emera Inc. (12.92%) and ExxonMobil (9.55%), Maritimes & Northeast Pipeline is headquartered in Halifax, Nova Scotia and operates an additional business office in Waltham, Massachusetts. The safe delivery of natural gas is at the core of everything we do, but we know we can't do it alone.



Please scan the QR code to learn more about **Tomorrow is on:** Enbridge and the energy transition.

Know what's below



Risk: Failure to dig safely can endanger yourself, emergency responders and your community. Safe digging practices can save your life.

Maritimes & Northeast maintains a Damage Prevention Program in accordance with federal regulations. The purpose of this program is to prevent damage to our pipeline facilities from excavation activities such as digging, trenching, blasting, boring, tunneling, backfilling or other activities such as heavy equipment crossing, storage on the right-of-way (ROW), etc. The Damage Prevention Program also monitors the depth of cover over our pipelines and conducts regular patrols of our ROW to monitor for unauthorized activities.

If you see someone digging or disturbing the soil and there are no flags or marks on the ground, please stop the activity and ask the person to visit clickbeforeyoudig.com or contact their local one-call centre before continuing. One should not rely on word-of-mouth, maps, memory or pipeline markers when planning a digging project.

Please make excavators and contractors aware that they need to make a locate request by following the steps listed below.

One-call requirements

1



At least two to three business days before your project—any time you are disturbing the soil—visit clickbeforeyoudig.com or call your local one-call centre.

2



When you call or click, you'll be connected to a representative, who will ask you to provide important details about your project, such as the type of work you'll be doing, where you'll be doing it and when your project is expected to begin.

3



Your local one-call centre will provide this information to pipeline operators, such as Maritimes & Northeast and other companies with buried utilities near the work site, saving you the time and trouble of contacting them individually.

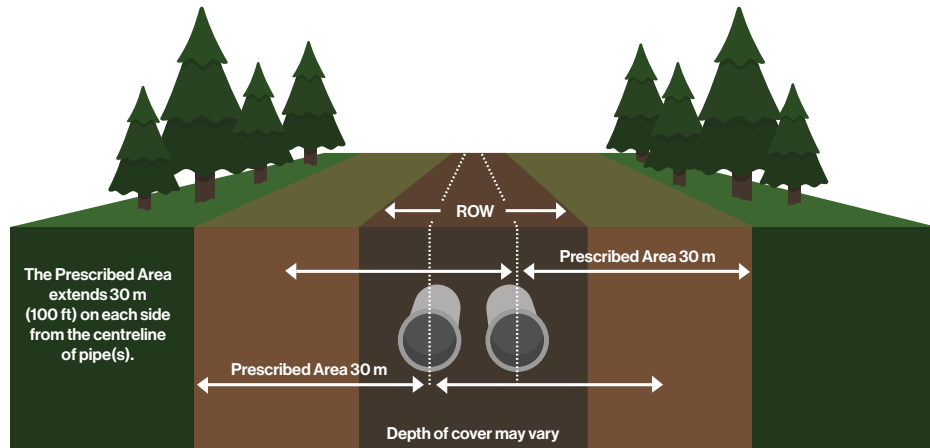
4



Within a few days, pipeline operators and utilities will respond to the one-call ticket. If line locating is required, professional locators will come to your location to mark their facilities—so you can work around them, saving yourself from possible injury or property damage.



Know what's below



Pipeline ROW and pipeline location

A pipeline follows a narrow, clear stretch of land, called a ROW, that allows our employees and contractors to access the pipeline for inspections, maintenance, testing and emergencies.

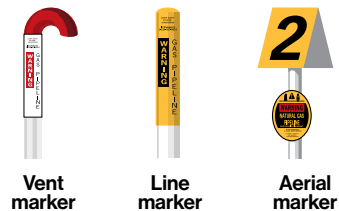
Approximate location of the pipeline may be determined by the pipeline marker.

A few important notes when it comes to the ROW and pipeline markers:

- It is prohibited to remove, relocate or damage pipeline markers.
- The pipeline marker displays the operator's name, the contents and an emergency phone number.
- Pipeline ROW must be kept free from structures and other obstructions to allow access to the pipeline. Pipelines are patrolled from the air and the ground and obstructions prevent proper inspections.
- Markers should not be used to give exact locations and are not an alternative to contacting clickbeforeyoudig.com.

Consent within the prescribed area and ROW

The **prescribed area** is a 30-m strip of land, measured perpendicularly on each side from the centreline of pipe(s). Regulations require that within this area, activities that cause or might cause, a ground disturbance cannot occur without written consent from the pipeline company. If written consent for the activity is granted, you must then make a locate request to confirm the location of the pipeline and any other underground utilities. All planned construction activities on, along, under or across the pipeline must also receive approval from Maritimes & Northeast and a locate request, before going ahead. Written consent from Maritimes & Northeast is also required for vehicle or mobile equipment crossings within or traveling along the ROW.



Marker appearance may vary in your area.



An electronic version of this brochure can be found by scanning this QR code or visiting enbridge.com/brochures.

Crossing or traversing the ROW

If any of your activities will encroach or cross a Maritimes & Northeast pipeline, Maritimes & Northeast ROW or involve ground disturbance within the prescribed area, you must contact Maritimes & Northeast for an assessment and to obtain Maritimes & Northeast's written consent. Please contact Maritimes & Northeast at crossingscanada@enbridge.com or visit enbridge.com/crossings prior to planning any construction or ground disturbance activity in the prescribed area. Always notify a Maritimes & Northeast pipeline representative before beginning any ground disturbance or construction activity in the vicinity of a pipeline ROW.

Some examples of activities include:

- Construction or installation of a new facility across, over, on, along or under a Maritimes & Northeast asset and/or ROW
- Operation or movement of vehicles, mobile equipment or machinery across a Maritimes & Northeast ROW, outside of the traveled portion of a highway or public road
- Subdivision development across, on, along or over a Maritimes & Northeast asset and/or ROW
- Installation of agricultural drainage tile across, on, along or under a Maritimes & Northeast asset and/or ROW
- Overhead power lines that cross or parallel a Maritimes & Northeast asset and/or ROW
- Maintaining existing applicant facilities that affect Maritimes & Northeast assets, land and/or ROW

All metallic foreign lines need to be assessed for potential impact on our corrosion control.

Maritimes & Northeast must also be notified of blasting activities within 300 m of a Maritimes & Northeast pipeline ROW.

In addition to having your proposed activity assessed, we also have construction guidelines for you to follow when working around or near our ROW.

Below are some general guidelines; however, there may be more job-specific construction guidelines that our representative will provide you prior to beginning your work.

- 1 Once written consent is obtained, we require at least three working days' notice prior to the commencement of any work or excavation over or near our pipeline ROW so that we may field-locate our pipelines. Maritimes & Northeast may require its representative be on-site before any excavating, crossing, backfilling or construction activities occur within the prescribed area. The Maritimes & Northeast representative will let you know if they need to be on-site during your activities. The Maritimes & Northeast representative is authorized to stop any work that is being performed in an unsafe manner.
- 2 No building, structure or obstruction is allowed to be erected within the pipeline ROW. If you have questions related to pipeline ROW width, just ask and we'll be happy to share that information with you.
- 3 A Maritimes & Northeast representative must give written approval for heavy equipment to cross pipelines at any location.
- 4 Excavation within the pipeline ROW must be performed in accordance with company-approved procedures.
- 5 In addition to complying with the above requirements, you must follow all federal and/or provincial laws and regulations including applicable One-Call requirements. To see your One-Call requirements, visit clickbeforeyoudig.com.

Crossing during an emergency:

If a crossing is required while responding to an emergency, please call Maritimes & Northeast's emergency number before crossing the ROW.

> 1-888-444-6677

Non-emergency crossings:

For requests and questions about vehicle and agricultural crossings, email crossingscanada@enbridge.com.

For more information, visit enbridge.com/crossings.

Damage prevention

Agricultural activities: drainage improvements

If you are planning to improve drainage across or within the ROW, you must consult with us first.

Any excavation near the pipeline ROW must be supervised by a Maritimes & Northeast representative. Consulting with us as early as possible regarding your drainage proposal, including installing drain tiles, ditching, grading or deep tilling, will allow us to assess your work and set safe work procedures when working within the pipeline ROW or within the 30 m prescribed area.

For installations across the ROW, written permission is required.

In certain instances where systematic tiling is proposed, a header installation may be preferred in order to reduce the number of crossings and excavation activity within the pipeline ROW.

Ground disturbance activities within the prescribed area must not proceed until the locating and marking of the pipeline and any possible mitigating factors have been addressed. Among other requirements, the person must also have written consent from Maritimes & Northeast to conduct the activity.

Canada Energy Regulator requirements and penalties

Maritimes & Northeast's pipelines are regulated by the Canada Energy Regulator (CER), which sets specific standards and regulations for compliance. These regulations help maintain the safety of our pipelines while allowing certain activities to occur (subject to review and conditions).








Activities on the ROW and prescribed area, including ground disturbance, excavation, vehicle/mobile equipment crossing, as well as construction, are subject to the Canadian Energy Regulator Act (CER Act), the CER Pipeline Damage Prevention Regulations – Authorizations and CER Pipeline Damage Prevention Regulations – Obligations of Pipeline Companies (together, the DPRs).

Violations of the CER Act and associated regulations such as the DPRs must be reported by the pipeline company to the CER. The CER Act sets the maximum daily fines (known as Administrative Monetary Penalties or AMPs) of up to \$25,000 for individuals and \$100,000 for companies (per violation).

More information about the DPRs and AMPs can be found on the CER website at cer-rec.gc.ca.

Our safety measures

Safety is, and always will be, our number one priority. Our team devotes hundreds of thousands of hours every year to keeping our systems running smoothly and without incident. We invest heavily in safety measures, including:

-  Inspection and preventative maintenance programs
-  Around-the-clock monitoring of pipelines and facilities
-  Emergency response training and drills for employees and local emergency responders
-  Pressure tests on new and existing pipelines
-  Aerial and ground patrols along the pipeline ROW
-  Automatic shut-off and remote-control valves
-  High-quality pipeline material and protective coating

Maritimes & Northeast has enhanced safety measures for pipelines that cross bodies of water and highly populated or environmentally sensitive areas.

To read more about our pipeline safety efforts, visit enbridge.com/safety.

Contact Maritimes & Northeast







In case of an emergency, please find a safe place to **call 911** and then call Maritimes & Northeast at:

1-888-444-6677

To reach a Maritimes & Northeast land representative, call **1-800-668-2951** (toll-free) or email landcontactcan@enbridge.com.

How to reach us

-  **Phone:**
(non-emergencies only)
1-877-640-8665
-  **Email:**
cdnpublicawareness@enbridge.com
-  **Mail:**
Public Awareness Program
200, 425 1st Street S.W.
Calgary, AB T2P 3L8
-  **Website:**
mnpp.com

Call or Click Before You Dig

- clickbeforeyoudig.com
- Atlantic Dig Safe
1-866-344-5463
atlanticdigsafe.ca

Links for more information

If you are planning work on the right-of-way, such as building a fence, deep tilling, digging a ditch, operating equipment or other activities, please email crossingscanada@enbridge.com.

To learn more about our Damage Prevention Program, visit enbridge.com/damageprevention.

CER

More information about the purpose and text of the CER Pipeline Damage Prevention Regulations (Authorizations and Obligations of Pipeline Companies) can be found at cer.rec.gc.ca.

Abandonment funding update

In 2009, the National Energy Board (now the CER) set out a process to ensure that funds are in place to meet future abandonment obligations associated with pipelines, including processing plants, compressors, pump stations and other above-ground facilities.

As part of the abandonment funding process, Maritimes & Northeast's CER-regulated entities are setting aside funds in trusts to cover future abandonment costs. The Maritimes & Northeast-affiliated entities began collecting abandonment funds at the beginning of 2015 and financial information regarding these funds is available on our website at enbridge.com/abandonmenttrusts. The 2023 financial information is now available.

Critical safety information



Risk: Ignoring the critical safety information below could create additional hazards for the public, responders and the environment.

Recognizing a pipeline leak

In the unlikely event of a pipeline leak, one or any combination of the items listed below can typically help you recognize a leak.



You might see:

- Dirt being blown or appearing to be thrown into the air
- Flames, if gas is ignited
- A white vapour stream or mist-like cloud
- Unexpected frost buildup on the ground
- Dead or dying vegetation in an otherwise green area
- Continuous bubbling in wet areas or at a pond, creek or river



You might hear:

- An unusual roaring, blowing, hissing or loud whistling sound



You might smell:

- Odourized pipelines: An unusual sulphur or rotten egg odour
- Unodourized pipelines: A slight smell similar to diesel fuel or oil

Hazards associated with a natural gas pipeline leak or rupture



Dizziness or suffocation if a leak occurs in a confined space



Ignition/fire if an ignition source is present during a leak, which may result in burns



Potential explosion if the natural gas is mixed with air



Projectiles ejected by the force of escaping gas

What NOT to do when a leak occurs



Do not touch any liquid or vapour that may have come from the pipeline.



Do not drive into the area.



Do not remain in a building if the smell is stronger inside than outside.



Do not turn on or off anything that may create a spark – including cell phones, telephones, two-way radios, light switches, vehicle alarms, vehicle keyless entry systems and flashlights – until you are in a safe location.



Do not light a match and avoid open flames.



Do not attempt to extinguish a natural gas fire.



Do not open or close any pipeline valves; leave all valve operations to pipeline company personnel.

What happens next?

Public safety will be the top priority as Maritimes & Northeast, contractors and local emergency responders work together to evaluate and respond to a pipeline leak. Local public safety officials will determine whether residents should evacuate or shelter in place.

Steps for a safe response

If you are in immediate danger, damage the pipeline or observe or suspect a leak – even if you are uncertain of the severity – take the following steps:

- 1** Abandon any equipment being used in or near the area, moving upwind of the product release.
- 2** Warn others to stay away.
- 3** Call 911.
- 4** Call the toll-free, 24-hour Maritimes & Northeast emergency number for your area: **1-888-444-6677**.
- 5** Follow instructions given to you by local emergency responders and Maritimes & Northeast.