



Tomorrow is on

2023 Sustainability Report

Enbridge delivers the energy that fuels people's quality of life — meeting the needs of today, while bridging to a more sustainable, reliable and affordable energy future.

Tomorrow is on

Table of contents

- 4 About this report
- 5 About us
- 6 Our energy infrastructure and value chain
- 7 CEO and Board Chair message

- 8 Our approach**
 - 9 CSO and Committee Chair Q&A
 - 10 Our business strategy and ESG approach
 - 11 Stakeholder engagement
 - 12 Sustainability topics
 - 14 ESG goals dashboard
 - 15 United Nations Sustainable Development Goals

- 16 Environment**
 - 17 Climate change and the energy transition
 - 20 Methane
 - 25 Pathways to net-zero
 - 27 Investing in energy infrastructure
 - 29 GHG emissions performance
 - 35 Operational management
 - 35 Safeguarding asset integrity and reliability
 - 36 Pipeline system safety events
 - 37 Emergency preparedness and response
 - 38 Environmental management

- 43 Social**
 - 44 Employee and contractor safety
 - 46 Our people and culture
 - 48 Diversity, equity and inclusion
 - 52 Indigenous engagement and inclusion
 - 58 Community engagement
 - 60 Corporate citizenship

- 62 Governance**
 - 63 Corporate governance
 - 67 Ethics and compliance
 - 69 Enterprise risk management
 - 70 Cybersecurity
 - 71 Supply chain management
 - 74 Political advocacy and accountability
 - 77 Privacy

- 78 Appendices**
 - 79 Indigenous Reconciliation Action Plan commitment progress
 - 84 Trade association memberships
 - 85 Fines, penalties and violations
 - 86 Pipeline system safety events
 - 87 Content indices
 - 88 Forward-looking information



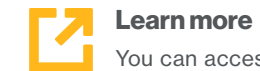
A symbol of commitment to reconciliation

Over the years, Enbridge has been honored with blankets gifted from Indigenous groups.¹ These blankets served as a source of inspiration for the symbol above and our *Continuing our Path to Reconciliation Report*. We honor these gifts and their importance to the fabric of our culture, and our dedication to continued learning and inclusion of Indigenous culture, heritage and teachings in our everyday lives.

Enbridge has committed through our Indigenous Reconciliation Action Plan (IRAP) to report progress on our commitments in our Sustainability Report (IRAP Focus 5.1). In this report, clicking on the blanket icon adjacent to a description of a commitment in our IRAP takes you to the full slate of commitments, targets and timelines on [pages 79–83](#).

Note to users

This document contains references to Enbridge’s [website](#). These references are for readers’ convenience only. This document also has links to websites owned and operated by third parties. When clicking on those links, users will leave our website. These links are provided for additional information and convenience only. Enbridge is not responsible for third-party websites or their content. Enbridge is not incorporating by reference any information posted on [enbridge.com](#) or any third-party website. The terms “we,” “our,” “us,” “Company” and “Enbridge” as used in this document refer collectively to Enbridge Inc., its subsidiaries, and the joint ventures which it operates, unless the context suggests otherwise. These terms are used for convenience only and are not intended as a precise description of any separate legal entity within Enbridge. Unless otherwise specified, all dollar amounts are expressed in Canadian dollars; all references to “dollars,” “\$” or “C\$” are to Canadian dollars and all references to “US\$” are to United States dollars. All amounts are provided on a before-tax basis, unless otherwise stated.



Learn more

You can access more information about how we manage key topics by clicking the “Learn more” links in boxes like this one found throughout the report. By clicking the links, you will be directed to relevant policies, management approaches and web content.

¹ In this report we use the term “Indigenous groups” when referring to Indigenous nations, governments or groups in Canada and/or Native American Tribes and Tribal associations in the United States. We have the utmost respect for the unique rights and individual names of Indigenous groups across North America. This collective term is used solely for the purpose of the readability of the report and is not meant disrespectfully.

About this report

This report, and our suite of related publications, represent Enbridge's ongoing commitment to transparency and the disclosure of ESG factors and performance relevant to our business and stakeholders. We remain accountable by engaging with all our stakeholders, addressing material¹ topics and providing a balanced view of our performance.

This year's report continues the Company's extended methane disclosure (see [pages 20–24](#)) and builds on our GHG emissions reporting by expanding the categories of Scope 3 emissions that we report on. This also marks our second year reporting against commitments made in our Indigenous Reconciliation Action Plan (see [pages 79–83](#)).


For more information on how we manage key topics, we have included links to Management Approach narratives on the relevant pages of this report. The Management Approach documents are reviewed and updated annually.

Reporting boundaries

The scope of this report includes Enbridge Inc., its wholly-owned subsidiaries, and joint ventures which it operates, unless otherwise noted. This report focuses on performance and activities from January 1 to December 31, 2023, and significant events early in 2024. For more information about our reporting methodology, see page 41 of the [2023 ESG Datasheet](#). Data exclusions or additions are noted throughout the report.

Reporting suite

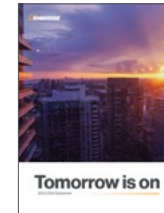
In addition to our Sustainability Report, sustainability-related information can be found in the corporate disclosure reports listed below.



[2024 Management Approach Information Circular](#)



[2023 Annual Report](#)




[2023 ESG Datasheet](#)



[Indigenous Reconciliation Action Plan](#)



[Climate Lobbying Report](#)



[Fighting against forced labour and child labour in supply chains report](#)

Reporting standards

This report was developed in accordance with the Global Reporting Initiative (GRI) Universal Standards and GRI 11: Oil and Gas Sector Standard. We disclose sustainability data using the Sustainability Accounting Standards Board (SASB) standards for Oil & Gas – Midstream and Gas Utilities & Distributors. See the [2023 ESG Datasheet](#) for relevant updates on our response to the recommendations of the Task Force on Climate-related Financial Disclosures (TCFD) and our ESG performance data. Please refer to [page 87](#) for alignment to these sustainability frameworks and standards.

In 2003, Enbridge became a signatory to the United Nations Global Compact, including the “precautionary approach”, and we are committed to following its principles. We continue to assess our contribution to the UN Sustainable Development Goals (UN SDGs). For more information about our progress, see [page 15](#).

Following the 2023 release of the International Sustainability Standards Board (ISSB) International Sustainability Disclosure Standards (IFRS S1 and S2), management is evaluating these standards, and how they may be adopted by applicable securities regulators and incorporated into our ongoing disclosure practice.

Assurance

As part of Enbridge's continued commitment to standardize our reporting methodology, we engage an independent third party to provide limited assurance on select key performance indicators (KPIs) tied to select material topics, including workforce diversity, Scope 1 greenhouse gas (GHG) emissions, Scope 2 GHG emissions, selected Scope 3 GHG emissions categories, total energy consumption (fuel and electricity), methane emissions and GHG emissions intensity. See page 45 of our [2023 ESG Datasheet](#) to review the complete assurance statement.

Forward-looking information

This Sustainability Report contains forward-looking information or forward-looking statements. Please see “Forward-looking information” on [page 88](#) of this report.

¹ References to the terms “material”, “materiality assessments” and similar terms throughout this report are used specifically to identify the ESG topics of greatest importance to our stakeholders and do not correspond to the concept of materiality under Canadian or U.S. securities laws.

About us¹

At Enbridge, we're taking a practical approach to the energy transition by providing the energy needed today while simultaneously advancing solutions for tomorrow.

We're bridging to a cleaner energy future by innovating across our value chain. Every part of our business is engaged in our emissions reduction goals and targets.

By investing in our conventional business, we are supporting reliable energy delivery, lowering our emissions and meeting our customers' needs—and by expanding North American export infrastructure, we are playing a key role in lowering global emissions. We're also ramping up our efforts in lower-carbon solutions, including renewables, carbon capture, hydrogen and renewable natural gas.

Our purpose

At Enbridge, we are inspired by our purpose to fuel people's quality of life.

Our vision

To provide energy in a planet-friendly way, everywhere people need it.

Our mission

To be the first choice for energy delivery in North America and beyond.



Who we are

We are committed to being the first-choice employer in North America and beyond. Our dedicated team of more than 11,000 employees, mostly in Canada and the U.S., is passionate about safety and reliably delivering the energy the world needs.

We foster and value diversity, equity and inclusion not just because it's the right thing to do, but also because it gives us a competitive advantage.

How we work

Everyone at Enbridge is guided by a strong set of core values that reflect what is truly important to us as a company. Our values drive our every decision, action and interaction and are key to our ongoing success. By acting in ways that reflect and support our values, we contribute to a positive culture that enables us to perform to our full potential.



What we do

Liquids Pipelines

We operate North America's longest crude oil and liquids transportation system, transporting 30% of the crude oil produced in North America. Crude oil is refined into gas, diesel, jet fuel and asphalt, as well as propane and other home heating fuels. It's used as a feedstock in the petrochemical industry to create plastics, vinyl, textiles, electronics, antibiotics and thousands of consumer products.

Gas Transmission and Midstream

Through our vast network we deliver energy to over 170M people. Natural gas heats homes, businesses, hospitals and schools. It's made into consumer products, medications, vitamins, fertilizers, surgical masks, fabrics, chemicals and plastics. It's steadily replacing coal as a cleaner fuel for power generation and is an increasingly popular fuel for heavy-duty transportation.

Gas Distribution and Storage²

We are the largest integrated natural gas utility in North America (by volume). We deliver safe, reliable service to about 20M people through 7M residential, commercial, institutional and industrial meter connections.

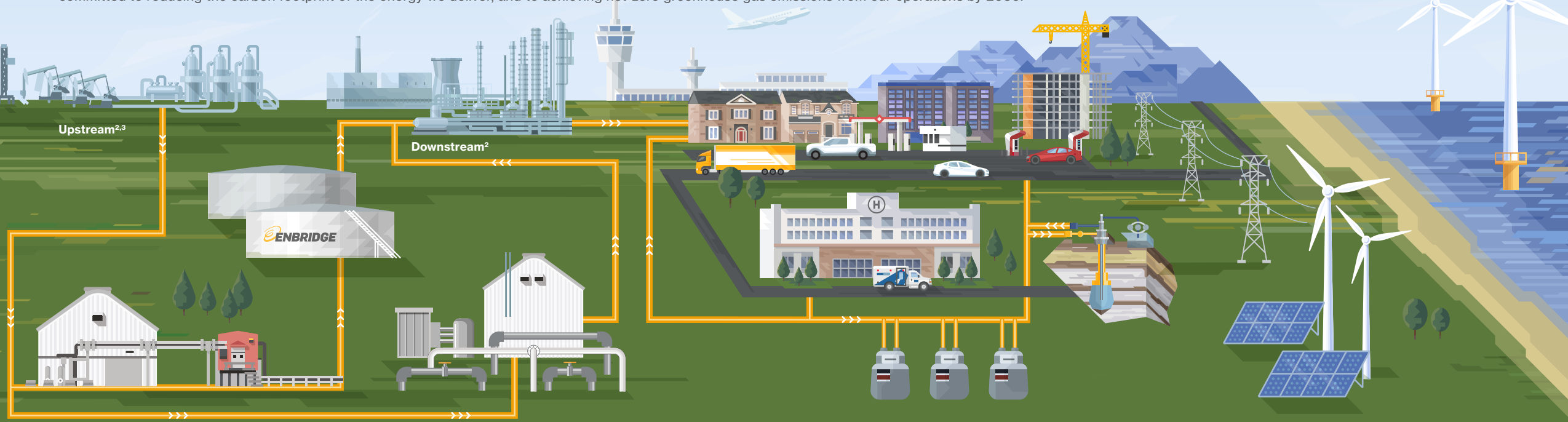
Renewable Power

Our renewable energy business has been growing steadily for two decades and includes investments in 39 renewable facilities in operation or under construction across five countries in North America and Europe.

¹This page reflects the Company's operations as of May 2024; ² Assumes closing of U.S. gas utility acquisitions, expected in 2024. Includes Questar Gas Company, including Wexpro, East Ohio Gas Company and Public Service Company of North Carolina.

Our energy infrastructure and value chain¹

Energy is the backbone of our economy and our society, and it's Enbridge's role to deliver it. We safely connect millions of people to the energy they rely on every day, fueling quality of life through our four core businesses: Liquids Pipelines, Gas Transmission and Midstream, Gas Distribution and Storage, and Renewable Power. We're investing in modern energy delivery infrastructure to sustain access to secure, affordable energy and building on two decades of experience in renewable energy to advance new technologies including wind and solar power, hydrogen, renewable natural gas and carbon capture and storage. We're committed to reducing the carbon footprint of the energy we deliver, and to achieving net-zero greenhouse gas emissions from our operations by 2050.



Liquids Pipelines

6M+ barrels

of crude and liquids delivered daily, on average

65%

of U.S.-bound Canadian crude production

Gas Transmission and Midstream

20%

of all natural gas consumed in the U.S., delivering energy to over 170M people

10%

of net working storage in North America

Gas Distribution and Storage

9.3Bcf/d^{4,5}

of peak gas deliveries distributed to residential, commercial and industrial customers

7M⁵

customer connections, serving approximately 20M people across North America

Renewable Power

\$9.9B

invested in zero-emissions energy since 2002

1.1M homes⁶

Generated enough green energy (based on net figures) to meet electricity needs of 1.1M homes

¹ This page reflects the Company's operations as of May 2024; ² Enbridge does not participate in the upstream and downstream stages of exploration and production, gathering and processing, electricity generation, refining and manufacturing; ³ We have a 13.2% ownership stake in DCP Midstream, one of the largest natural gas gatherers and processors in the U.S.; ⁴ Bcf/d = Billion cubic feet per day; ⁵ Assumes closing of U.S. gas utility acquisitions, expected in 2024. Includes Questar Gas Company, including Wexpro, East Ohio Gas Company and Public Service Company of North Carolina; ⁶ Our renewable power projects have the capacity to generate 5,295 MW gross of zero-emissions energy, which equates to 2,363 MW net, sufficient to supply the electrical needs of roughly 1.1 million homes.

CEO and Board Chair message

It's been [75 years](#) since our incorporation as Interprovincial Pipeline and the beginnings of Enbridge's critical role in delivering energy to people across North America. As we celebrate this milestone, we look to the future with a new vision: to provide energy in a more planet-friendly way, everywhere people need it. This vision shapes our strategic decisions and actions as we move forward with a diversified portfolio across liquids, natural gas and renewables, and a global mindset to provide energy to people and regions throughout the world.

Meeting energy demand amidst an energy transition

The world is facing an urgent need to reduce greenhouse gas emissions and transition to a lower-carbon economy. At the same time, global energy demand is rising, and the continued war in Ukraine, conflict in the Middle East and lingering inflation have highlighted the importance of energy reliability, affordability and access. Against this backdrop, Enbridge believes in taking a practical and balanced approach, with energy systems that include responsibly produced natural gas and oil, as well as renewable power and lower-carbon options.

The U.S. natural gas utilities acquisitions we announced in September 2023 are a transformative opportunity that not only establishes Enbridge as the largest (by volume) natural gas distribution company in North America but also supports our growth as a more diversified company. These utilities share our commitment to embedding sustainability in operations and advancing lower-carbon initiatives. The acquisitions also enable us to provide safe, reliable and affordable energy to an additional three million customers across the United States.

The first-choice energy delivery company

Every day, we strive to be the first-choice energy delivery company in North America and beyond – for customers, communities, investors, regulators, policymakers and employees.

We're proud of our strong record of governance and longstanding sustainability leadership and we remain focused on achieving the ambitious environmental, social and governance (ESG) goals we set

in 2020. In this, our 23rd Sustainability Report, we share that we surpassed both of our Board diversity goals and have made solid progress on our goals for employee representation of underrepresented ethnic and racial groups in our workforce. That said, we still have work to do – particularly with respect to the representation of women, U.S. veterans and persons with disabilities. We have experienced very little turnover in recent years, which has limited our opportunities to achieve gains in our diverse employee base. We continue to actively work to build a diverse talent pool and a more inclusive, dynamic and innovative team.

During 2023, we achieved our goal to reduce the emissions intensity of our operations from 2018 levels, and we've also reduced our absolute methane emissions by 40% during the same period. These results are encouraging and teams across Enbridge are focused on maintaining and improving upon our progress to date.

Safety continues to be a dedicated focus for all employees. In 2023, we maintained an industry-leading benchmark for integrity management, and we achieved record performance for occupational and process safety. Still, there is more work ahead of us.

Advancing Indigenous inclusion and opportunity

Indigenous reconciliation across our host communities, together with inclusion and awareness throughout our Company, continues to be foundational. We have made good progress on the commitments in our Indigenous Reconciliation Action Plan, meeting 10 of the 22 commitments outlined in 2022. This includes establishing our Indigenous Advisory Group, setting a \$1 billion Indigenous spend target, and advancing Indigenous representation within our workforce.

Tomorrow is on

While the economic and environmental challenges before us are great, we are prepared. Enbridge is in a strong position to navigate the headwinds and realize the opportunities presented to us. Put simply, we believe the world will need all forms of energy to meet demand while reducing emissions. Our strategy to grow our businesses,

increase access to global markets and invest in lower-carbon platforms takes the big picture into account – now and longer term.

We are excited about our future and focused on our “Next 75” – aligning on a north star of a sustainable energy future that is guided by our values and centered around shifting the fundamentals of how we think, how we work, how we support our customers and each other, and how we deliver energy, everywhere people need it.

We are honored to lead Enbridge into the next phase of growth and to lead a high-performance team that shares our passion for the business and our mission to be the first-choice energy delivery company.

Sincerely,

Gregory L. Ebel
President & Chief
Executive Officer

Pamela L. Carter
Chair, Board of Directors



Our approach

Enbridge believes the best way to create long-term value for stakeholders is to put sustainability at the heart of our corporate strategy. That's why sustainability considerations shape our investment decisions, guide our workplace practices and set the foundation for how we engage partners, suppliers and communities.

Inside this section

- 9 CSO and Committee Chair Q&A
- 10 Our business strategy and ESG approach
- 11 Stakeholder engagement
- 12 Sustainability topics
- 14 ESG goals dashboard
- 15 United Nations Sustainable Development Goals

5

ESG goals achieved

9

priority topics

5

aligned UN SDGs



CSO and Committee Chair Q&A

Q (Pete): While the practical necessity of a balanced approach to energy, environmental and economic policies has been reinforced in recent years, so too has the urgency of addressing our global climate challenge. How does the Board think about navigating this terrain, advancing resilient solutions and preserving shareholder value?

A (Susan): Well that's a big question, and given the Company's role in the energy infrastructure business, one that the Board is quite focused on from a governance and strategy perspective. This is a capital-intensive business with investments made in long-lived assets – this requires a keen focus on the fundamentals, looking out over multiple time horizons. Some of this analysis is ultimately reflected in our sustainability reporting, specifically the [TCFD scenario planning](#) that helps to stress test the Company's strategy.

In the context of the Sustainability Committee, we focus on time horizons as well. We're asking: What actions can the Company take today to position for long-term success, de-risk challenges and advance growth opportunities? What are the expectations of various stakeholders and how is the Company evolving to meet and exceed those expectations? In many ways, the 2020 ESG goals and the 2022 Indigenous Reconciliation Action Plan have provided a scorecard to gauge progress and highlight opportunities for further improvement.

On the question of balancing climate progress, energy access and affordability, there are solutions found at the intersection of all three – that's where the Company and the Board remain focused.

Q (Pete): The language of sustainability and some of the metrics and methodologies of evaluating performance has become a Rorschach test of sorts among various stakeholders – with differing interpretations and expectations. How does the Board think about this current dynamic?

A (Susan): This is the Company's 23rd Sustainability Report. And while behaviors and work practices have been aligned to the Company's core values and high standards of corporate social responsibility for far longer, our ESG framework and consistent reporting has proven

a useful tool to track, manage and share progress against key elements of potential business risks and opportunities. We continue to focus on priorities in the areas of GHG emissions, diversity, equity and inclusion, and safety, as well as increased reporting transparency and good governance practices.

Setting goals in areas core to our business and important to our stakeholders is just one of the ways we are further integrating sustainability and ESG into strategy, operations and decision-making. These goals are designed to build on our progress and broaden our efforts in a way that responds to the changing energy landscape and societal needs.

Q (Pete): When you look back at 2023, what actions or events might the Board look upon as most consequential or supportive of Enbridge's sustainable business strategy over time?

A (Susan): As reflected throughout this Report, there are many examples of sustainability practices and policies in action, demonstrated progress against our ESG goals, and an enduring commitment to continuous improvement that evoke pride and confidence in the Company's trajectory. A few specific markers from 2023 that should leave a lasting, positive imprint:

- With an eye towards the future, the Company adopted a new vision: **to provide energy in a planet-friendly way, everywhere people need it.** The direction of travel is clear, and this restated ambition should help shape strategies and galvanize employees to action.
- We continued making strides towards our ESG goals that will enable further progress, on safety performance, operational emissions intensity, and the diversity of our Board and workforce – all of which drives better business outcomes.
- While continuing to invest in renewables and lower-carbon opportunities throughout the business, our announced acquisitions of three U.S. natural gas utilities, when complete, will establish an even stronger foundation to deliver the energy people need – in an affordable, reliable and sustainable manner – for years to come.

- Our ongoing commitment to Indigenous engagement, partnership and understanding is shaping decision-making across the organization and reinforces our lifecycle approach to operations and relationships with host communities. By the end of 2023, we had met 10 of the 22 commitments outlined in Enbridge's Indigenous Reconciliation Action Plan.
- Among the most meaningful to me personally, was the opportunity to visit with our newly established Indigenous Advisory Group. As I've noted before, and witnessed in action, by listening and learning together we can do better.

Pete Sheffield
Chief Sustainability Officer
and Vice President, External
Affairs U.S.

Susan M. Cunningham
Chair, Sustainability Committee



Our business strategy and ESG approach

Energy transition leadership

As the global population grows and standards of living continue to improve around the world, we expect energy demand will continue to rise. The need for secure and reliable energy, concurrent with reduced global GHG emissions, has never been greater; and energy systems around the world are being reshaped as industry participants, regulators and consumers seek to balance these factors.

We are poised to continue playing a meaningful role in our collective shift toward a cleaner energy future by investing in lower-carbon platforms while continuing to provide reliable and affordable energy that the energy transition requires.

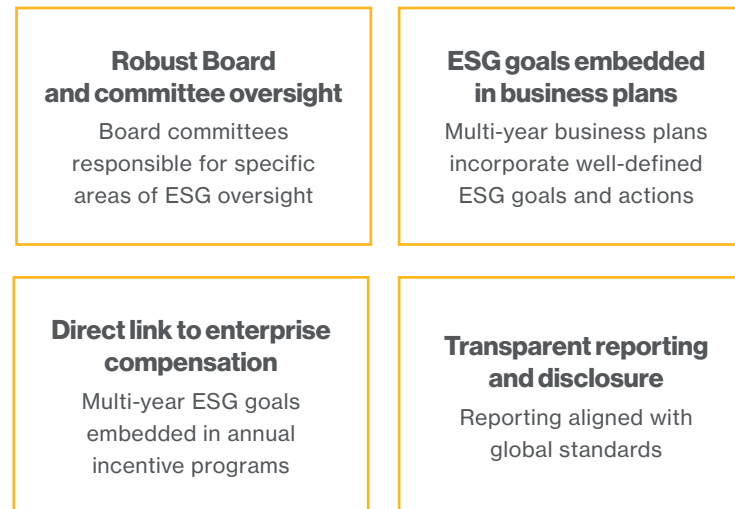
As a diversified energy infrastructure company, we believe that we are well positioned for the energy transition by lowering the emissions intensity of the conventional fuels we transport and store, supporting the switch from higher emitting energy sources to lower-carbon options for our customers, and leading the development and construction of lower-carbon energy infrastructure that the world needs.

We believe that diversification and innovation will play a significant role in the transition to a lower-emissions future. To date, we have made investments in modernizing our energy infrastructure, expanding our natural gas network, researching and implementing emissions reduction technologies, and growing our renewable energy assets.

Our focus areas in renewable energy remain in utility-scale onshore projects, offshore wind, and integrated clean-energy offerings and solutions for customers. We are also taking a leadership role in other lower-carbon platforms like renewable natural gas (RNG), blue ammonia, carbon capture and storage (CCS) and hydrogen, where we can leverage our infrastructure, capabilities and stakeholder relationships to accelerate growth and extend the value of our existing assets. Additionally, all new investments must have a clear path to achieve net-zero emissions, in alignment with our ESG goals.

We work closely with our customers and stakeholders to maintain a pulse on the pace of the energy transition and are actively leveraging our ESG leadership and world-class execution capabilities to advance our positioning as a differentiated energy provider. We regularly test our assets under various transition scenarios to ensure the resiliency of our business.

Organizational alignment



Strategy and performance

Every day, we strive to be the first-choice energy delivery company in North America and beyond – for customers, communities, investors, regulators, policymakers and employees.

Sustainability considerations are embedded in our strategy, and we continue to make decisions to help us reach the ambitious ESG goals we established in 2020. We have developed a robust governance structure with Board oversight and organizational building blocks tied to our material sustainability topics. We have established specific plans

across each business, aligned our compensation and sustainability-linked financing costs to our ESG performance, and are focused on executing a strategy that will position our Company for long-term growth.

While focusing on servicing North American needs first and foremost, we are adopting a global perspective, recognizing that different jurisdictions have unique energy needs and infrastructure requirements. Our global lens also considers broader economic factors, including geopolitical conflicts, market dynamics and climate concerns associated with the energy transition.

Sustainability-linked financing also plays an important role in supporting the transition to a lower-emissions economy and advancing clean technology and innovation while driving us to meet our GHG emissions reduction goals. Enbridge is among the largest sustainability-linked bond (SLB) issuers in North America and Europe, having issued approximately \$8.2 billion in sustainability-linked financing to date, aligned with our interim emissions intensity reduction target and other ESG goals. The increase in workforce diversity and the significant reduction in emissions intensity in the last three years highlight Enbridge's execution of its ESG strategy.



Learn more

[Strategic plan](#)

[2024 Management Information Circular](#)

[2023 Annual Report](#) (pages 8–14)

Stakeholder engagement

Consistent and meaningful engagement with our stakeholders is critical for demonstrating transparency, facilitating open and informed dialogue, and sharing our story. We also engage with governments, rights holders such as Indigenous groups and landowners, and communities living near our projects and operations in Canada and the U.S. Examples of our stakeholder engagement activities are listed below.

Employees and contractors	Customers and suppliers	Shareholders	Indigenous Groups	Landowners and local communities	Industry groups	Policymakers and regulators
Ongoing engagement includes:						
<ul style="list-style-type: none"> Supervisory communications Town halls, employee forums, webcasts and podcasts Employee bulletins and newsletters Employee focus groups and surveys Intranet and internal social media channel Employee resource groups Safety toolbox talks, training Values moments Stand Up for Safety sessions Career development plans 	<ul style="list-style-type: none"> Selection and contracting processes Customer surveys Face-to-face meetings Supplier relationship management meetings Annual customer meetings On-site visits 	<ul style="list-style-type: none"> Annual meeting of shareholders Investor conferences and non-deal roadshows Canadian and U.S. regulatory filings Analyst meetings and conference calls Ongoing investor engagement and presentations Quarterly earnings calls and business updates 	<ul style="list-style-type: none"> Meetings and presentations with leadership and their staff Open houses and community meetings Investments in community priorities through our corporate citizenship program Site visits and participation in environmental assessment work Development of Traditional Land Use or cultural surveys Participation in cultural ceremonies and community events Participation in emergency response exercises and contributing to community emergency response readiness Discussion on participation in economic opportunities, procurement and employment opportunities Letters, fact sheets and newsletters 	<ul style="list-style-type: none"> Town halls and open houses Landowner and landowner association meetings Community meetings and events Corporate citizenship programs Facility tours Grievance process Contributing to local emergency response readiness Letters, factsheets and newsletters Local government delegations and presentations 	<ul style="list-style-type: none"> Committee participation Board positions on relevant trade groups Advocacy activities Conference and speaking opportunities Support industry groups with data gathering and analytics to solidify beneficial public policy 	<ul style="list-style-type: none"> Engagement with all levels of government and regulators Facility and asset tours Conferences and panels Multi-stakeholder initiatives Face-to-face meetings Issue papers and research contributions Advocacy through meetings and submissions
Select details on our 2023 engagements:						
<ul style="list-style-type: none"> Employee volunteering, including through Enbridge Fueling Futures New CEO town hall and coffee chats with employees Launch of new and improved enterprise diversity dashboard to share progress Enterprise-wide engagement survey 	<ul style="list-style-type: none"> Supplier Diversity Policy, including new Tier 2 spend reporting Demand-side management programs EcoVadis ESG webinars with key suppliers Held Indigenous supplier engagement sessions and Tribal Business summits 	<ul style="list-style-type: none"> Asset tour at Enbridge Ingleside Energy Center Sustainability and ESG performance, transparency, and integration with strategic priorities Strength of core business in terms of scale, diversification and growth opportunities Acquisition and integration of U.S. gas utilities 	<ul style="list-style-type: none"> Continued consultation and engagement on numerous projects and on operational activities across North America Established Indigenous Advisory Group to add Indigenous perspective and advice to Enbridge decision-making Signed strategic relationship agreements with communities across multiple jurisdictions which seek to strengthen capacity and align collaboration interests 	<ul style="list-style-type: none"> Line 5 information center In-person engagement Presentations to local and state public officials Tennessee Valley Authority virtual open house 	<ul style="list-style-type: none"> Advocacy for permitting reform, Indigenous loan programs, CCS and hydrogen policy incentives Financial-related climate disclosures Participation in industry and issue conferences and gatherings, including LNG 2023, COP28 and others 	<ul style="list-style-type: none"> Major projects engagement Ensuring policies drive toward practical solutions to promote reliability, affordability and lower-carbon energy systems Advocated our position on the role of natural gas, including LNG

Sustainability topics¹

In alignment with best practices recommended by the GRI, Enbridge carried out a double materiality assessment to gain insight into the issues of greatest importance to our stakeholders. The assessment, conducted in early 2024, reviewed sustainability topics through a dual lens: the impact that these topics have on the Company and the Company's impact on the economy, people and the environment. We continuously monitor our operating environment for emerging issues that may affect our business, including our sustainability reporting practices. Assessment results were reviewed by the Sustainability Committee of the Board. We conduct a formal materiality assessment every two years and review our material topics annually.

Our prioritization process



Identification:

We examined our value chain, scanned reporting practices across our industry, and reviewed peer company disclosure, relevant ESG frameworks and emerging disclosure standards to assess the evolution of material topics. As a result, we identified 33 sustainability topics relevant to Enbridge's business and operating environment.

33

sustainability topics identified



Engagement:

To capture a balanced and broad perspective, we conducted a survey and interview process that engaged more than 150 internal and external stakeholders to rate the importance of each of the 33 topics. Internal stakeholders were selected to represent Enbridge's various business units, geographies and workforce levels. External stakeholders that participated represented various groups, including customers, investors, lenders, Indigenous groups, community partners, industry associations, unions, insurance providers and suppliers.

Additionally, as part of our IRAP commitment, we engaged Indigenous leaders in a workshop to discuss sustainability topics, identify interconnections between topics and seek to better understand Indigenous perspectives on our sustainability reporting. For more information, please see [page 53](#).

150+

internal and external stakeholders engaged



Prioritization and validation:

We analyzed the survey and interview results, alongside further benchmarking, and prioritized each topic according to its level of significance to our stakeholders and its overall impact on Enbridge's ability to deliver on its strategy. We also incorporated insights from the Corporate Risk Assessment and from secondary sources to enhance our understanding of risks and opportunities from a financial materiality lens. Through this assessment, we identified nine priority topics and six significant topics to inform our sustainability reporting and strategy.

9

priority topics

¹ References to the terms "material", "materiality assessments" and similar terms throughout this report are used specifically to identify the sustainability topics of greatest importance to our stakeholders and do not correspond to the concept of materiality under Canadian or U.S. securities laws.

Key sustainability topics

The assessment yielded *priority* topics and *significant* topics, outlined below. Priority topics are identified by our stakeholders to be critically important for our business to be successful, require a strategic focus and commitment to high performance across our business, and are subject to focused reporting. Significant topics are areas that are also important to the Company and our stakeholders, are managed and monitored internally, and are addressed throughout the report, although not to the same extent as the priority topics. Supplementary reporting on additional topics of interest to stakeholders can also be found on our website.

! Priority topics

- Asset integrity, reliability and resilience
- Climate change and energy transition
- Community engagement
- Cybersecurity
- Emergency preparedness and response
- Energy access, affordability and reliability
- Enterprise risk management
- Employee and contractor safety
- Indigenous engagement and inclusion

+ Significant topics

- Diversity, equity and inclusion
- Environmental management
- Human rights
- People and culture
- Regulatory compliance
- Supply chain management

Key outcomes from our analysis

- **Asset integrity, reliability and resilience** remained one of the highest priorities in the assessment. Maintaining the integrity of our assets was recognized as essential to reduce the likelihood of incidents and maintain uninterrupted operations.
- **Climate change and energy transition** continues to be a strategic focus for Enbridge, with the management of GHG emissions and energy transition a key priority. Stakeholders identified the need to stay ahead of an evolving landscape, meet stakeholder and regulatory expectations, and continue to advance strategic investment in lower-carbon technologies.
- **Energy access, affordability and reliability** emerged as a priority topic in the assessment and aligns with our strategic focus on providing access to affordable, reliable and secure energy.
- **Indigenous engagement and inclusion** was identified by both internal and external participants as a key strategic business enabler. Continuing to advance commitments made in the IRAP was identified as an important priority for Enbridge.
- **New significant topics** include human rights, people and culture, and supply chain management. These areas were identified as increasingly important to our stakeholders and to our business. These are topics that we have included in past reports and will continue to enhance disclosure in future reporting cycles.



ESG goals dashboard

Set in November 2020, our ESG goals express our ambition to be a North American leader and position us to grow sustainably for decades to come. The progress we made in 2023 is captured in this ESG dashboard.

“To be resilient and thrive through the energy transition, Enbridge must continue to be adaptable. Our broad-based, innovative approach will continue to focus on delivering the energy people need, wherever it is needed, in an affordable, reliable, safe and more planet-friendly way.”

Gregory L. Ebel,
President & Chief Executive Officer

GHG emissions



Goal:
Reduce GHG emissions intensity by 35% by 2030^{1,2}



Goal:
Net-zero GHG emissions by 2050^{1,3}

Board diversity



Goal:
40% women on the Board by 2025



Goal:
20% underrepresented ethnic and racial representation on the Board by 2025

Diversity, equity and inclusion

Goal: By 2025, increase workforce representation to:⁴



6% people with disabilities



7% veterans (U.S.)



40% women



28% underrepresented ethnic and racial groups

Indigenous inclusion



Goal:
3.5% representation within our workforce of Indigenous peoples by 2025



Goal:
100% of our workforce to complete Indigenous cultural awareness training by end of 2022

Safety



Goal:
10% improvement over three-year average total recordable incident frequency (TRIF) rate for employees and contractors

¹ GHG emissions included within our targets are from assets over which we have operational control (Scope 1 and Scope 2 emissions). Projected reductions of GHG emissions intensity and absolute emissions is relative to the 2018 baseline year. For more information, see page 29; ² This metric aggregates emissions and throughput for each business unit on the basis of tonnes of carbon dioxide equivalent per energy delivered in petajoules ("PJ"); ³ Absolute emissions; ⁴ Specific goals regarding diversity and inclusion are aspirational goals which we intend to achieve in a manner compliant with state, local, provincial and federal law, including, but not limited to, U.S. federal regulations, Equal Employment Opportunity Commission, Department of Labor and Office of Federal Contract Compliance Programs.

United Nations Sustainable Development Goals

The UN Sustainable Development Goals (SDGs) are 17 goals that provide a framework for a more sustainable world by 2030. With less than a decade left to achieve the SDGs, decisive action is needed across businesses and societies to put the world on a more sustainable path. We have identified the SDGs that are most relevant to our business and have focused on targets where we can make meaningful contributions to the shared advancement of the SDGs. We indicate throughout our report where the initiatives we report on align with the SDGs.



SDGs and targets	Why it matters	What we are doing	Relevant sections
 <p>SDG target 5.5: Ensure women's full and effective participation and equal opportunities for leadership at all levels of decision-making in political, economic and public life</p>	<p>Our success is built on a diverse, respectful and inclusive workplace. We are implementing our enterprise-wide Inclusion, Diversity, Equity and Accessibility Strategy (IDEAS) designed to engage and empower employees, embed equity and elevate diverse talent. We have set workforce and Board targets for representation by women.</p>	<ul style="list-style-type: none"> Exceeded our goal for representation of women on our Board of Directors Supported the Women@Enbridge and FEMINEN employee resource groups to promote the advancement of women at Enbridge Engaged women-owned businesses through our supplier diversity program Implemented programs for targeted recruitment of women in operational leadership roles 	<p>Diversity, Equity and Inclusion</p> <p>Corporate Governance</p> <p>Our People and Culture</p>
 <p>SDG target 7.1: By 2030, ensure universal access to affordable, reliable and modern energy services</p> <p>SDG target 7.2: By 2030, increase substantially the share of renewable energy in the global energy mix</p>	<p>Aligned with our purpose to fuel people's quality of life, Enbridge is focused on bringing people the energy they need in a way that is affordable and reliable. Investments in a diverse energy mix, including lower-carbon energy, allows us to sustainably deliver energy through multiple systems to meet customers' needs.</p>	<ul style="list-style-type: none"> Offered demand-side management programs to help our gas utility customers reduce their energy costs and environmental impact Continued decarbonization of the energy we use by investing in solar self-power 	<p>Climate Change and the Energy Transition</p>
 <p>SDG target 8.5: By 2030, achieve full and productive employment and decent work for all women and men, including for young people and persons with disabilities, and equal pay for work of equal value</p> <p>SDG target 8.8: Protect labour rights and promote safe and secure working environments for all workers, including migrant workers, in particular women migrants, and those in precarious employment</p>	<p>We play an important role in contributing to economic prosperity in the communities where we operate and are focused on expanding access to the economic activities connected with our work. In doing this, we are always focused on protecting the health and safety of our employees and continually strive to build an inclusive environment.</p>	<ul style="list-style-type: none"> Implemented our IDEAS, outlining the goals and actions we take to support diversity and inclusion in the workplace Exceeded our total recordable incident frequency rate target Progressed towards our target of \$1 billion Indigenous business spend from 2023-2030 Furthered economic reconciliation through innovative Indigenous economic and equity partnerships 	<p>Employee and Contractor Safety</p> <p>Diversity, Equity and Inclusion</p> <p>Indigenous Engagement and Inclusion</p>
 <p>SDG target 9.1: Develop quality, reliable, sustainable and resilient infrastructure, including regional and transborder infrastructure, to support economic development and human well-being, with a focus on affordable and equitable access for all</p> <p>SDG target 9.4: By 2030, upgrade infrastructure and retrofit industries to make them sustainable, with increased resource-use efficiency and greater adoption of clean and environmentally sound technologies and industrial processes, with all countries taking action in accordance with their respective capabilities</p>	<p>We are focused on providing reliable energy infrastructure to support economies and communities across Canada and the United States. Through our engagement with governments, businesses, and consumers, we help our customers adopt strategies that use less energy and minimize environmental impacts. We are modernizing our infrastructure and investing in new technologies.</p>	<ul style="list-style-type: none"> Established partnerships to develop new energy technologies related to renewable natural gas Invested in modernization projects to increase efficiency of our operations 	<p>Climate Change and the Energy Transition</p>
 <p>SDG target 13.1: Strengthen resilience and adaptive capacity to climate-related hazards and natural disasters in all countries</p> <p>SDG target 13.2: Integrate climate change measures into national policies, strategies and planning</p>	<p>Across every area of our business, we're responding to the urgent need for climate action. Investing in renewable and lower-carbon energy is one of the ways we are reducing GHG emissions to reach our net-zero target. We continue to invest in mitigation to protect our assets and ability to deliver reliable service to customers.</p>	<ul style="list-style-type: none"> Continued to progress toward our net-zero target through investments in renewables and lower-carbon infrastructure along with other pathways Partnered with research organizations and industry groups to monitor resilience of assets to physical climate risks Engaged in public policy discussions to support responsible public policy in energy infrastructure and address the interconnected issues of energy reliability, affordability, and climate action 	<p>Safeguarding Asset Integrity and Reliability</p> <p>Climate Change and the Energy Transition</p>

Environment

“Innovation fuels our goals to safely and reliably deliver a clean, dependable and affordable energy future. It helps us advance our emissions reduction goals across the value chain and propels us toward new ways of doing business. We are proud to conceive, develop, deliver, and scale new solutions—a testament to our commitment to innovation.”

Caitlin Tessin,
Vice President, Gas Transmission and Midstream,
Strategy and Market Innovation

Inside this section

- 17 Climate change and the energy transition
- 35 Operational management
- 38 Environmental management



Relevant SDGs

7 9 13

37%

reduction in GHG emissions intensity since 2018

40%

reduction of methane since 2018

64.2M

tonnes of GHG emissions avoided through demand-side management programs since 1995



Climate change and the energy transition

In 2023, the global average surface temperature rose to 1.2 C above pre-industrial levels, marking it as the warmest year on record¹ – this increase contributed to a surge in heatwaves, wildfires, and other extreme weather events. The complexity of combating climate change requires a multifaceted approach with various strategies. Acknowledging there is no single solution to climate change, increased investment is needed in renewable energy sources alongside efforts to decarbonize conventional fossil fuels through the use of innovative energy technologies. This situation highlights the importance of energy sources that are not only sustainable but also accessible, affordable and reliable. Balancing these factors is critical to reduce emissions while meeting current and future energy demands effectively.

Recognizing that, we are leveraging existing infrastructure, investing in research and new technology to reduce the emissions of existing processes, advancing renewable energy investments in solar and wind, turning promising technologies into scalable solutions, and continuing to invest in new, lower-carbon infrastructure, including CCS, hydrogen, blue ammonia and RNG.

Our goals for reducing our GHG emissions were set in 2020, making us the first midstream company in Canada – and North America’s largest energy infrastructure company – to commit to operating on a net-zero basis by 2050. We also committed to reducing the intensity of GHG emissions from our operations by 35% by 2030.

These goals were informed using guidance and methodology recommended by the Science Based Targets initiative (SBTi), which drives ambitious climate action in the private sector. We continue to work with experts, including SBTi (where we serve on a technical advisory group) and other organizations to develop the appropriate standards for target setting for our sector.

Every part of our business is now systematically engaged to meet our GHG targets. Our Renewable Power business is growing quickly and our LP, GDS and GTM businesses are enhancing the efficiency of their infrastructure, procuring more lower or zero emissions power for their operations and adopting innovative technologies to minimize their GHG emissions. We continue to build partnerships, invest in new technologies, advocate for policy change and acquire promising energy innovators – all to accelerate the energy transition while reinforcing our status as a responsible, differentiated energy provider in North America and internationally.

Our 2023 strategic investments in the energy transition included:

- \$19.1 billion acquisition of three U.S. gas utilities from Dominion Energy
- Investing approximately \$2 billion in 30% interest ownership of the Woodfibre LNG terminal
- Investing \$451 million in Tres Palacios natural gas storage facility to serve Texas gas-fired power generation and LNG export markets
- Acquiring Aitken Creek Gas Storage Facility in B.C. for \$467 million
- \$1.3 billion purchase of Morrow Renewables’ six operating landfill gas-to-RNG production facilities
- Investing in food-waste to RNG partnerships and facilities, with a \$108 million investment for 10% equity in Divert, and an additional \$115 million investment in a Washington State facility
- Investing \$321 million in the Fox Squirrel Solar project
- Additional \$915 million investment to increase working interest to 49.9% in the Hohe See and Albatros offshore wind facilities
- Developing a 1 GW offshore wind facility in Normandy with enough energy to power 1.5 million homes



Learn more

Our TCFD disclosure provides insight into how we see the transition to a lower-emissions economy and our role within that transition. Our disclosure reflects updates from our business units – Liquids Pipelines (LP), Gas Transmission and Midstream (GTM), Gas Distribution and Storage (GDS) and Renewable Power, including identifying physical and transition risks, and associated mitigation and management measures for each business unit. See our [2023 ESG Datasheet](#) for details.

¹ [World Energy Outlook 2023](#)

Increasing global energy demand

In a world where energy demand continues to increase alongside global population growth and economic expansion, availability, affordability, and resilience have become crucial elements of our approach to delivering energy. We recognize that the energy systems are changing, and we aim to provide continued access to the energy people need today, while helping emerging markets transition to lower-carbon options, in alignment with our ESG goals. Looking ahead, we aim to be the first-choice energy delivery company that is not only able to deliver a diverse energy supply, but also to position ourselves as leaders in the ongoing energy transition.

As a company with diversified energy infrastructure, we are well positioned to facilitate the energy transition along multiple pathways: reducing the emissions intensity of our operations, developing lower-carbon energy infrastructure, and supporting our customers as they switch from higher-emissions energy sources to lower-carbon options.

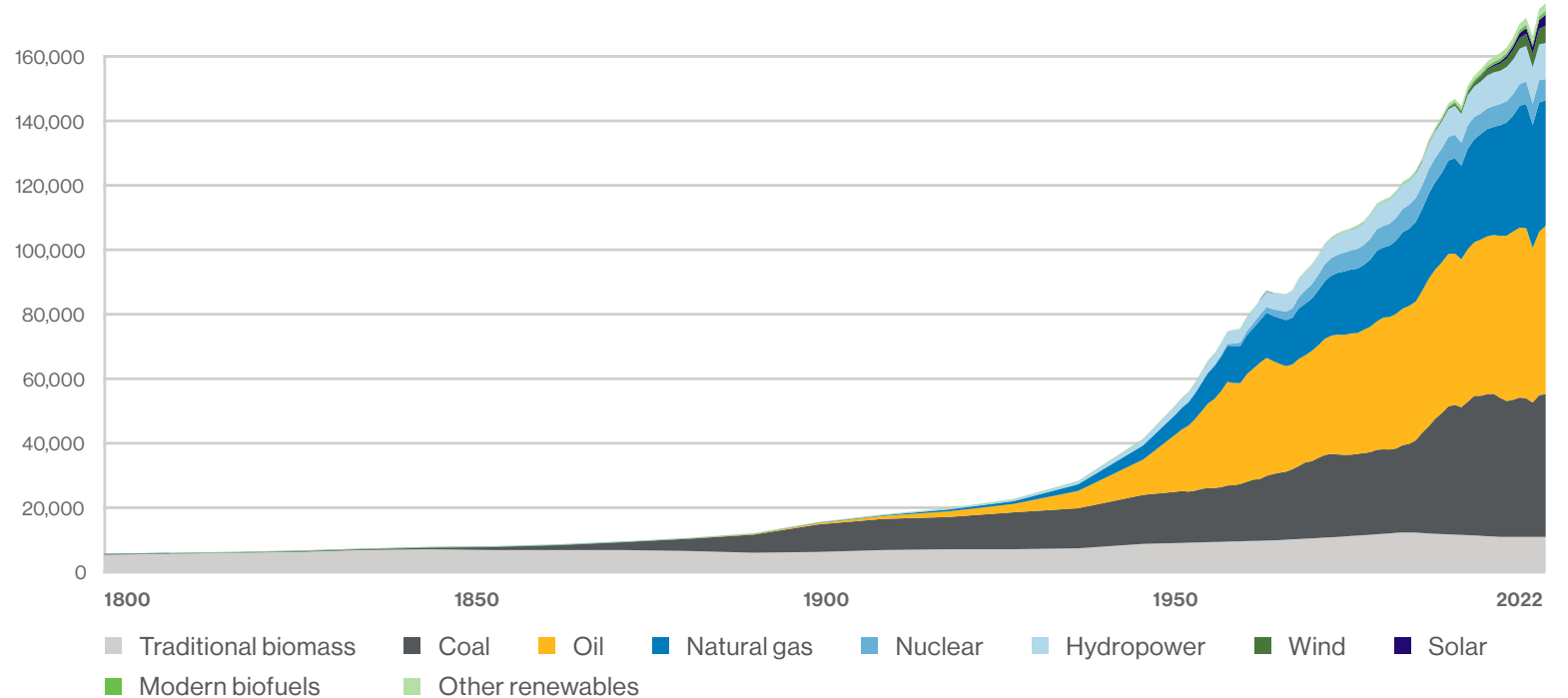
We work closely with our customers and stakeholders to stay attuned to the pace of the energy transition and actively leverage our ESG leadership and world-class execution capabilities to advance our positioning as a differentiated energy provider. We regularly test our assets under various transition scenarios to test the resiliency of our business.

The dynamics of global energy consumption

Throughout history, the integration of new energy sources into the existing mix has been the predominant trend. The strong growth in energy demand within developing economies is set against the backdrop of a global population expected to reach 9.7 billion by 2050,¹ underscoring the continuous evolution and increasing complexity of global energy needs.

As an energy company committed to leading in the energy transition, we recognize the importance of adding new energy sources to help ensure continued availability and security of energy. As indicated in the chart below, natural gas continues to be a crucial energy source.

Historical global primary energy consumption by source (TWh) (see chart [here](#))



¹ <https://www.un.org/en/global-issues/population>

The North American natural gas advantage

Natural gas is an affordable and highly reliable energy source relative to other sources of energy, and we expect that it will remain critical in the energy transition. Natural gas plays a key role in industry and manufacturing, in addition to supporting residential and commercial customers. North America has abundant natural gas resources, coupled with some of the highest environmental standards in the world – we have an opportunity and imperative to share these resources with the world.

Natural gas has vast and readily available storage, helping to balance the variability of renewable energy sources like solar and wind. It provides flexibility in energy systems, enabling power plants to quickly adjust to changing demands.

As an example, in Ontario, we store natural gas equivalent to the energy needs to power approximately 75% of the entire annual electricity grid consumption. This significant storage capacity enables Enbridge to meet and exceed four to five times the peak electricity demand, at only approximately a quarter of the cost. Additionally, natural gas is versatile and can be paired with non-emitting electricity, supporting initiatives like hybrid heating.

Replacing coal with natural gas provides an immediate and significant reduction in GHG emissions for energy-intensive industrial processes that are challenging to electrify, like steelmaking, agriculture and mining. For example, Enbridge customer ArcelorMittal Dofasco is starting a multi-phase plan to achieve net-zero emissions in its steelmaking operations, by replacing coal-fired operations with natural gas. This transition is expected to avoid approximately 3 million tonnes of carbon emissions when complete. Similarly, Enbridge is working alongside an electricity provider, the Tennessee Valley Authority, during their evaluation of a project to convert a coal-fired generation plant to natural gas, supported by a solar self-powered compressor station. When complete, this project will reduce emissions while providing affordable energy for their customers.

The natural gas distribution system is reliable and resilient, as it is not dependent on electricity for delivery and spans a complex and robust network of pipelines engineered to meet vigorous standards. Natural gas can be paired with an electric heat pump with smart controls to ensure buildings are kept warm even on the coldest of days. This system, called hybrid heating, switches between electricity and natural gas sources to cool and heat the home as efficiently as possible, helping customers to reduce energy costs and their carbon footprints.

With the acquisition of a trio of U.S. natural gas utilities, Enbridge is on track to deliver more than 9 billion cubic feet a day (Bcf/d) of natural gas to 7 million customers.

Currently, the demand for North American natural gas is expected to grow by +16 Bcf/d by 2035.¹ Canada has enough natural gas to meet domestic needs for 200 years or more and Enbridge recognizes the benefits of exporting LNG to support countries seeking access to reliable and affordable energy – benefits that go far beyond economic returns.

A number of LNG projects are in development in Canada. Currently Enbridge is supplying natural gas to four facilities in the U.S. Gulf Coast, supporting the energy needs of international partners. The Woodfibre LNG project which Enbridge has a 30% ownership stake in, currently under construction in B.C., is expected to be the world's first net-zero LNG export facility and is positioned to set a new global standard for sustainability in the industry. Canadian LNG exports leverage stable, long-lived natural gas resources, with relatively shorter transit times to Asia – a market looking to Canada for energy supply. In the U.S. Gulf Coast, Enbridge serves approximately 15% of the LNG export capacity and we expect that number to continue to grow.



¹ [S&P Global Commodity Insights](#)

Methane

Enbridge has a large natural gas pipeline network that spans across North America. While natural gas is less carbon intensive compared to other conventional fossil fuels, Enbridge is committed to reducing the emissions associated with natural gas transmission and distribution. Methane is the primary component in natural gas and a major contributor to climate change. At Enbridge, methane comprised approximately 13% of our total Scope 1 emissions in 2023, 40% lower compared to our 2018 baseline.

Enbridge released its first comprehensive disclosures on methane in our [2022 Sustainability Report](#). In our 2023 Sustainability Report, we provide updates on the impact of new methane regulations and industrial initiatives, our methane management approach (highlighting key reduction projects undertaken by GTM and GDS), and our 2023 methane performance.

New methane regulations

Effective regulation plays a large role in reducing methane emissions across the natural gas value chain. The Global Methane Pledge (GMP) initiative launched at COP26 2021, of which both Canada and the U.S. were signatories, committed participants to take voluntary action to reduce methane emissions by at least 30% by 2030, relative to a 2020 baseline.

Enbridge advocates for flexible and efficient regulation on both sides of the Canada-U.S. border that enables industry to pursue approaches that maximize reductions at commercially reasonable costs, tailored to their specific circumstances – while adopting better measurement-based reporting methods.

In December 2023, the Government of Canada released draft amendments to its methane regulation, *Regulations Respecting Reduction in the Release of Methane and Certain Volatile Organic Compounds (Upstream Oil and Gas Sector)*, intended to support the government’s commitment to reducing economy-wide methane emissions, in line with its voluntary pledge to the GMP, targeting a reduction of at least 75% from the oil and gas sector by 2030.

Enbridge is actively engaged with Environment and Climate Change Canada (ECCC) in support of practical and effective regulations that target the highest methane emissions sources.

In the U.S., new methane rules were issued in December 2023 to further drive down methane emissions across the energy sector. These rules implement mitigation measures and mandate the monitoring, replacement or upgrade of select equipment. Enbridge is developing a plan to align with regulatory requirements, which will include replacing identified equipment and instrumentation to reduce vented methane emissions and increasing survey frequency with associated repair requirements. For more information on Enbridge’s engagement on regulatory updates please see the Political Advocacy and Accountability section on [page 74](#).



Learn more

For detailed information on methane sources across our operations, please refer to page 20 of our [2022 Sustainability Report](#).



Tomorrow RNG: Investing in tomorrow’s energy

As part of our net-zero strategy, Enbridge continues to address and reduce methane emissions across the natural gas value chain. Our acquisition of landfill gas-to-renewable natural gas (RNG) facilities marks a significant step for Enbridge into collecting gas produced by landfills. After methane is collected, treated and compressed to pipeline specifications, the RNG is integrated into the natural gas network, serving the energy needs of industry, business and residential customers. Our Tomorrow RNG facilities are not only providing an important part of the fuel mix for a cleaner energy future but are also collecting gas that would otherwise be released into the atmosphere. This investment is a clear example of how Enbridge is acting on our emissions reduction goals.

Voluntary efforts

Enbridge is an active member of the ONE Future coalition, comprising over 55 natural gas companies representing more than 20% of the U.S. natural gas value chain. Formed in 2016, this coalition aims to reduce methane emissions intensity to less than 1%. Specifically, Enbridge reports under the “transmission and storage” segment, which includes a methane emissions intensity target of 0.3%. Since joining in 2019, Enbridge has strived to consistently meet ONE Future’s emissions targets. In 2023, our methane intensity was 0.019%,¹ based on the Pipeline and Hazardous Materials Safety Administration (PHMSA) throughput methodology.

Enbridge is a member of The Environmental Partnership (TEP), a group of approximately 100 U.S.-based oil and natural gas companies representing over 70% of the U.S. onshore industry. TEP focuses on identifying and adopting solutions to enhance environmental performance, including reducing flaring and transitioning to low-emissions or zero-emissions devices such as pneumatic controllers. We participate in TEP’s Methane Measurement and Monitoring Working Group.

Enbridge sponsors and supports Veritas, GTI Energy’s Methane Emissions Measurement and Verification Initiative, which engages various stakeholders to develop a credible approach to quantifying and verifying methane emissions. In 2022, Veritas announced the partnership with the Oil & Gas Methane Partnership (OGMP) to develop a new protocol, which could provide a practical path for North American companies to meet the OGMP 2.0 standard.

OGMP is a voluntary initiative launched in 2015 to help oil and gas companies reduce methane emissions. OGMP 2.0 launched in November 2020 with a more ambitious reporting framework. In 2023, we continued discussions with OGMP 2.0 as we seek to gain a better understanding of opportunities for transmission and distribution operations. We also shared our challenges regarding methane

management including measuring fugitive emissions from operations, which represent over 80% of total methane emissions at our distribution business, and pose a unique challenge due to the large number of geographically dispersed assets.

In our assessment of OGMP 2.0, we will consider the impact of our recent acquisitions of three U.S. natural gas utilities. We expect that the acquisitions will impact our methane emissions footprint and our methane management approach. Once the acquisitions close (expected later in 2024), the work will begin to integrate our respective methane reduction initiatives.

Our methane management approach

Enbridge is evolving our approach to methane reduction and management in response to regulatory changes and new available technologies and equipment. In 2023, we kicked off a series of projects to support the development of our methane management plan, including a methane inventory assessment to further evaluate our methane reporting and benchmarking. As part of this activity, we engaged a third-party consultant to conduct a comprehensive review of Enbridge’s current reporting methodology compared to existing measurement-based methane inventories. GDS also kicked off a fugitive emissions measurement project with the goal of improving the accuracy of its fugitive emissions quantifications.

A crucial component in methane management is improving data quality – high-quality data is essential for emissions analysis, risk identification, and opportunity exploration. In 2023, GTM initiated a training program for field operations to improve data collection and documentation of mitigated pipeline blowdown events. Enbridge’s Internal Audit department collaborated with a multi-functional team to test raw data feeds into emissions calculations, applying financial auditing standards. The test helped the teams identify control gaps and offered insights for future improvement.

Methane source breakdown and rated against OGMP 2.0 five-level quantification methods

Methane emissions sources	Method	Enbridge (self-assessed OGMP level score)
Stationary combustion	Source-specific measurement using field data and emissions factors	3
Flared	Source-specific emissions factors	3
Vented	Source-specific emissions factors or measured/ engineering-estimated emissions at source level	3 and 4
Fugitive	Source-specific emissions factors or measured/ engineering-estimated emissions at source level	3 and 4

¹ The 2022 methane intensity of 0.019% is within ONE Future’s target of 0.3%

Q & A

Capturing progress: New approach to methane emissions reduction

A conversation with Chandler Watkins,
Senior Engineer at Enbridge



What is a blowdown, and what risks and opportunities can it present to Enbridge and its stakeholders?

Chandler Watkins (CW): A blowdown is a procedure we perform when maintenance activities require work on the pipeline. To safely perform maintenance and integrity work on pipelines, we must reduce the pressure on the pipeline by removing the gas. In 2023, our teams focused on how we could safely remove and capture the gas, instead of venting the gas into the atmosphere. This new focus allowed us to reduce our pipeline downtime, enhance operational effectiveness and reduce our environmental impact.

What is Enbridge doing to reduce blowdown emissions?

CW: We intensified our efforts in 2023 to mitigate methane emissions by using recompression to significantly reduce blowdown emissions. This process involves pulling gas from one section of the pipeline and pumping it into another to reduce the volume of gas released. By doing so, we're not only reducing our environmental footprint but also aligning with our strategic objectives to decrease emissions intensity, including methane emissions.

What were some of the measurable impacts of our recent efforts to recapture blowdown gas in 2023?

CW: One of the significant impacts is improved tracking and reporting of the gas saved through recompression. Historically, while we've utilized recompression, our ability to quantify the saved gas was not reported for every maintenance. With advancements in technology and a concerted effort from leadership and operations, we're now better positioned to demonstrate the effectiveness of these efforts, highlighting the environmental benefits and gained operational efficiencies. The data we've been able to collect provides a clear

picture of the positive outcomes of our efforts: we are seeing a reduction in emissions, and we're able to quantify these reductions, which supports our sustainability goals and reporting requirements. Our GTM business was able to mitigate 95% of planned pipeline blowdown emissions through blowdown recovery compressors, and GDS also reduced vented emissions through the replacement of pneumatic devices. These innovative approaches exemplify our commitment to reducing our environmental footprint while maintaining safety and reliability across our operations.

Why is collaboration important in developing and deploying such technologies at scale?

CW: We're always looking to the horizon for innovative practices and technologies. By collaborating with partners, we're not only solving our own challenges but contributing to a larger industry-wide effort to reduce emissions and improve economic viability. This cooperative approach brings together diverse expertise, accelerates the development and deployment of new technologies and reinforces our leadership role in the energy transition.

Mitigating blowdowns to minimize methane emissions

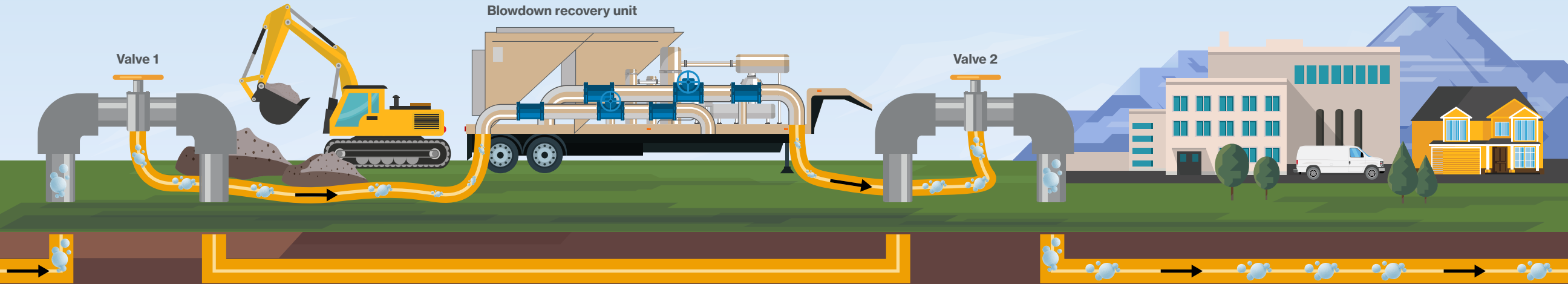
During pipeline maintenance, it is necessary to release gas from the pipeline to ensure safe working conditions. One common approach is to release the gas into the atmosphere – this process is referred to as a blowdown and results in methane emissions. To minimize methane emissions, Enbridge expanded implementation of gas recovery units and similar mitigation procedures across our entire system, even where no regulatory mandate exists. Blowdown recovery units are designed to capture this released gas instead of venting it into the air. These units use specialized equipment to draw the gas from the pipeline and re-inject it into another segment of the pipeline, allowing operators to minimize vented methane emissions into the atmosphere.

411,000 tCO₂e

avoided through recovering 95% of planned GTM pipeline blowdown emissions, which is equivalent to the annual electricity needs of 81,000 homes.¹

9,000 tCO₂e

emissions mitigated through the use of blowdown recovery units last year along the GDS Dawn-Parkway system, which is equivalent to annual electricity needs for 1,800 homes.¹



Blowdown recovery process

Step 1

Close valves and isolate pipeline section to block gas flow to safely perform pipeline maintenance

Step 2

Remove gas from the isolated section of the pipeline by pulling it into a recovery compression unit and re-injecting it into another segment of pipeline

Step 3

Once gas is removed from the pipeline, perform maintenance of the section

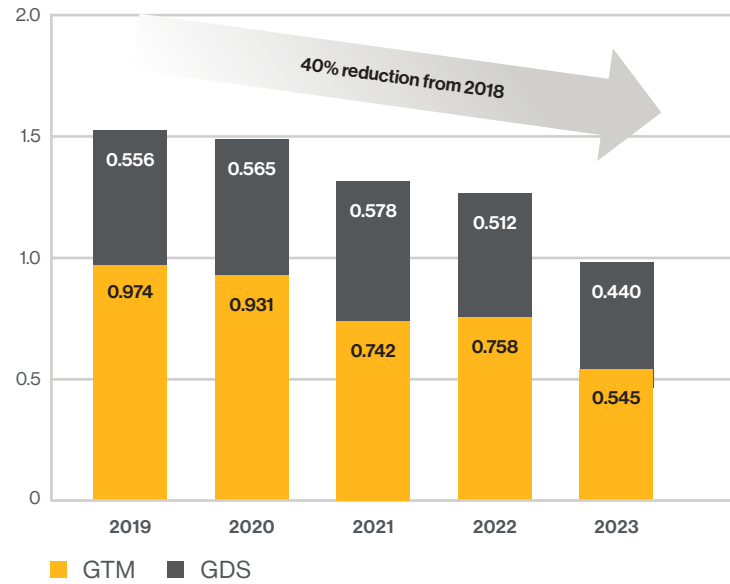
Step 4

Once the work is completed, open valves and resume normal operations

¹ Calculation for the number of homes powered is based on average annual electricity consumption per household from data from the [U.S. Environmental Protection Agency](#).

Our methane performance summary

Methane emissions (million tonnes CO₂e)



2023 methane breakdown by BUs and by sources (tCO₂e)

Methane source	GTM	GDS
Stationary combustion	23,351	5,262
Flared	2,024	99
Vented	463,344	67,740
Fugitive	55,839	367,233
Total	544,556	440,334

“Methane is a potent greenhouse gas that contributes to climate change. We are focused on capturing methane from landfills, food waste to RNG facilities, as well as capturing methane from blowdowns. These investments in innovative technology help generate lower-carbon energy and reduce methane’s harmful effects.”

Zeyd Khan,
Director, Corporate Emissions



Texas Eastern Pipeline replacement project

GTM focused on operational methane emissions reductions in 2023, including a 16 km pipeline replacement project near Nashville, Tennessee.

The project team reviewed multiple scenarios, focusing on safe operations and environmental considerations. The double-isolation hot-tap tool, in combination with a recompression service to reduce the pipeline pressure, resulted in reducing blowdown emissions to near zero.

The project demonstrated Enbridge’s commitment to reducing emissions, delivering cost-effective projects and ensuring the safety of our employees and communities.

Pathways to net-zero

Enbridge is steadfast in its commitment to achieving net-zero emissions from its operations by 2050, a goal that is deeply intertwined with our strategic capital allocation. Our approach is twofold: reducing emissions from our existing operations and investing in future lower-carbon energies. We are consistently refining our strategies and models, staying alert to the dynamic factors that influence our business, from technological breakthroughs to policy changes. This ensures our journey to net-zero emissions is both transparent and effective.

Our net-zero strategy focuses on five key pathways:

- Modernizing and innovating to increase efficiency and reduce the operational emissions of existing infrastructure
- Decarbonizing the energy we use by procuring lower-carbon power
- Self-powering our assets with renewable energy
- Investing in renewables and lower-carbon infrastructure
- Balancing residual emissions through selective investments of carbon offset credits

In 2022, we integrated emissions reduction targets into our business unit forecasting processes. This annual process prioritizes emissions reduction projects on a rolling basis, for example, near-term years 2024 to 2027. We leverage a marginal abatement cost curve to identify projects that will most effectively help us meet our 2030 emissions intensity reduction targets. This guides our investment decisions for existing operations and helps inform our analysis on new investment opportunities.

Our journey has been a process of continuous improvement and we will continue to evolve our strategy to maintain resiliency. In 2023, we updated our forecast, underpinning these five pathways with scenario analyses to test the resilience of our strategy to ensure our path to net-zero emissions is not reliant on a single solution. Instead, it is a diversified and interconnected strategy, helping society transition to a lower-carbon economy while we reduce our own emissions. This multi-pronged approach is key to our vision of a cleaner energy future.

Pathways to 35% emissions intensity by 2030 (Scope 1 and 2)

Reduce emissions intensity by **35%**
by 2030 from 2018 base year

Reduction pathways

	Modernization and innovation	20%
	Procurement and lower-carbon power	60%
	Self-powering our assets	10%
	Investing in renewables and lower-carbon infrastructure	10%

Pathways to net-zero emissions by 2050 (Scope 1 and 2)


Net-zero emissions by 2050

Reduction pathways

	Modernization and innovation	20%
	Procurement and lower-carbon power	15%
	Self-powering our assets	10%
	Investing in renewables and lower-carbon infrastructure	30%
	Offsets and carbon credits	25%

Pathways to 2030

Reduce Scope 1 and 2 GHG emissions intensity by **35%** by 2030 from 2018 base year




Reduction pathways	Modernization and innovation	Procurement and lower-carbon power	Self-powering our assets	Renewables and lower-carbon infrastructure
<p>Key 2023 projects which support emissions intensity reduction</p>	<ul style="list-style-type: none"> Enhanced data management system whereby GTM mitigated 95% of pipeline blowdown emissions LP reduced power consumption through equipment upgrades, including Variable Frequency Drives, and pump selection optimization tools Used recompression units to reduce methane venting Texas Eastern upgraded compressor stations with more efficient natural gas-fired units Replacement of a collection of high-bleed pneumatic devices with low or no-bleed pneumatic devices 	<ul style="list-style-type: none"> Grid decarbonization for lower-carbon power served as the primary method for reducing emissions Emissions reductions have been achieved through procurement of lower-carbon power and use of self-generated power 	<ul style="list-style-type: none"> Three solar self-power projects completed to support emissions reduction in our Midwest operations 	<ul style="list-style-type: none"> Increased our investments in offshore wind projects with an additional \$915 million investment in Hohe See and Albatros offshore wind facilities and a 1 GW capacity Normandy wind project Onshore solar investment of \$321 million in Fox Squirrel Solar project Invested approximately \$1.5 billion in lower-carbon initiatives for RNG, including a \$1.3 billion acquisition of six operating landfill gas-to-RNG facilities, \$108 million for a 10% equity interest in Divert, and an additional \$115 million in a facility to convert food waste into carbon-negative RNG Expanded LNG export investments by acquiring 93.8% of the Aitken Creek Gas Storage Facility in B.C. for \$467 million and investing approximately \$2 billion in Woodfibre LNG, and purchasing Tres Palacios natural gas storage facility for \$451 million which supports Texas gas-fired power generation and LNG exports

Investing in energy infrastructure

We have made considerable progress in our reduction pathways to achieve net-zero operational emissions. In the preceding section, we offered a snapshot of the expected contributions from each of these pathways. In this section, we delve deeper into the specific actions and investments that are instrumental in reducing emissions by our business units.

Capital investments in modernization

Modernization of our existing infrastructure is central to how we innovate and enhance efficiency that drive GHG emissions reductions across our operations.

Enbridge is using new technologies to minimize emissions in our operations. Our GTM business mitigated 95% of its planned pipeline blowdowns to reduce gas volumes emitted during a blowdown by using a compressor station drawdown or a recompression unit. Recompression units are used during a planned maintenance event where the gas is transferred to a portable recompression unit – instead of venting to the atmosphere – and re-injected back into the pipeline after the maintenance is completed. GDS took possession of a new portable blowdown compressor in 2023. When taking a section of the distribution system out of service, this additional unit will provide operations with expanded capabilities of compressing the gas and injecting it into higher pressure systems as compared to the legacy unit. By using this equipment, Enbridge reduces the amount of vented methane. Other measures used to mitigate and reduce emissions include minimizing the number of blowdowns by using alternative construction methods, such as sleeves and clock springs, and coordinating efforts to maximize work during scheduled blowdowns to reduce extraneous occurrences of blowdowns.

In 2023, GTM replaced four compressor units at Perulack Compressor Station with more efficient natural gas-fired units and related auxiliary facilities. Looking forward through to 2024-2025, Texas Eastern is retiring the existing compressor units located in Indiana County, Pennsylvania, to be replaced with new, more efficient electric-motor-driven units and associated facilities to reduce GHG emissions while increasing capacity.

Our LP business unit is reducing power consumption through system enhancements and optimization notably, integrating variable frequency drives has proven effective in managing pressure, resulting in significant power savings. Additionally, implementing an enhanced line split strategy optimizes volume allocation in pipelines by utilizing higher-diameter pipes, reducing overall power costs. Initially introduced in 2022, our energy optimizer, powered by big data and analytics, targets optimal pump usage that reduces power consumption. We expanded the impact of the energy optimizer across the Mainline system in 2023 and have seen continual improvements in energy efficiency. Another initiative involves the use of drag reducing agents injected into crude oil pipelines, minimizing fluid friction and enabling the bypassing of specific pump stations. This strategic approach effectively decreases total electricity consumption.

Lower-carbon electricity procurement

We actively seek opportunities for cost-effective procurement of lower-carbon electricity to support our operations. Since 2022, in Illinois, we have secured a zero-emissions source for our operations that meets most of our customers' refinery capacity needs.

We also monitor and engage with utilities to understand their decarbonization plans and work collaboratively on opportunities. This includes renewable power procurement and active exploration of demand-response opportunities to facilitate the integration of a higher level of intermittent generation to reduce emissions.

Self-powering our assets

We have 9 solar self-power projects in service and in construction, with the collective capacity to generate over 67 MW of clean energy. That is the equivalent of powering more than 14,000 households with low emissions electricity and significantly reducing our carbon footprint, while ensuring the reliable delivery of energy.¹ In 2023, we added three new solar farms in Portage and Adams in Wisconsin, and Flanagan in Illinois to provide electricity for pump stations with combined 30 MW capacity to support LP Midwest operation with renewable electricity. Also, LP prioritizes large-scale self-power opportunities for jurisdictions and utilities with substantial carbon impact to minimize power consumption and reduce emissions intensity.



Enbridge and the energy transition: Renewable power generation

Renewables are projected to be the world's fastest-growing energy source for decades. Governments and businesses alike are seeking clean energy to meet net-zero targets. We were an early investor in renewables, dating back to 2002, and we're now accelerating our strategy to meet that demand. We're putting in the energy, to create more of it. Because at Enbridge, tomorrow is on.

¹ Estimated numbers of households powered calculated using regional energy consumption data: [Energy Consumption – U.S. homes](#) and [Energy Consumption – Canadian homes](#)

Investing in renewables and lower-carbon infrastructure

Since our initial investment in a wind farm in 2002, we have allocated over \$9.9 billion toward projects in renewable energy and power transmission projects currently in operation or under construction. Together, our renewable power projects have the capacity to generate 5,295 MW gross of zero-emissions energy, which equates to 2,363 MW net, sufficient to supply the electrical needs of roughly 1.1 million homes.¹

By the end of 2023, Enbridge had investments in:

- 23 wind farms, representing a gross capacity of 4,870 MW
- 14 solar energy farms, offering 369 MW gross capacity
- 5 waste heat recovery operations, contributing 34 MW gross capacity
- A geothermal project with 22 MW gross capacity
- A power transmission project, with gross transmission capacity of 500 MW
- Six landfill-to-RNG facilities, representing approximately 4.5 Bcf/year
- A food waste-to-RNG facility, with capacity to convert more than 90,000 tonnes of wasted food to carbon-negative RNG
- A hydrogen blending facility, producing gross capacity of 276 tonnes of green hydrogen annually
- 4 RNG facilities, producing 11.9 million m³ annually

Our diversified portfolio in renewable energy continues to grow, encompassing a wide range of projects. In 2023, our portfolio of renewable energy projects expanded significantly, reflecting our enhanced commitment to renewable sources, in particular, the Fox Squirrel Solar project in Madison County, Ohio. This ground-mounted facility has the capacity to generate roughly 150 MW of solar power initially, with capacity to increase this output to 577 MW by the end of 2024.

Complementing this effort is our partnership with EDF Renewables and Maple Power to develop the Normandy offshore wind farm (Centre Manche 1), projected to be France's largest with a capacity of 1 GW. This venture, set to be commissioned around 2030, signifies our commitment to sustainable energy transition, contributing significantly to the electricity needs of the Normandy region, which will contribute to the French government's national strategy for carbon neutrality by 2050.

Enbridge has a diverse portfolio of renewable energy projects, including offshore wind projects in the U.K., Germany and France, onshore wind farms and several solar projects across North America. Collectively, these projects have a significant net generation long-term fixed-price power purchase agreements and contribute substantially to renewable energy production.

Our Saint-Nazaire, Fécamp and Calvados offshore wind projects are located off the coast of France and are expected to generate approximately 480 MW, 497 MW and 448 MW, respectively, with 20-year fixed-price power purchase agreements.



Hydrogen blending

Enbridge is leading the charge in the transition to a sustainable, lower-carbon future through our pioneering efforts in clean hydrogen. At the forefront of innovation, we built North America's first utility-scale power-to-gas facility in Markham, Ontario. This project demonstrates our innovative spirit and commitment to sustainability, producing nearly 400,000 kg of green hydrogen annually and blending 2% green hydrogen into the gas stream for over 3,600 customers. We currently have two clean hydrogen projects in service and another project under review. This not only showcases our hydrogen production and blending expertise but is an example of how energy companies can evolve.



Learn more

[The big picture: Enbridge and clean hydrogen](#)

[Hydrogen blending project—the first of its kind in North America](#)

[Development of hydrogen blending as a lower-carbon energy option in B.C.](#)

¹ Estimated numbers of households powered calculated using regional energy consumption data: [Energy Consumption – U.S. homes](#) and [Energy Consumption – Canadian homes](#)

GHG emissions performance

Enbridge continues to advance toward our goals, set in 2020, of reducing GHG emissions intensity by 35% by 2030 and achieving net-zero emissions from our operations by 2050. Since we set those goals, we have reduced our emissions intensity by approximately 37% and our absolute emissions by 20%.

Our ESG goals

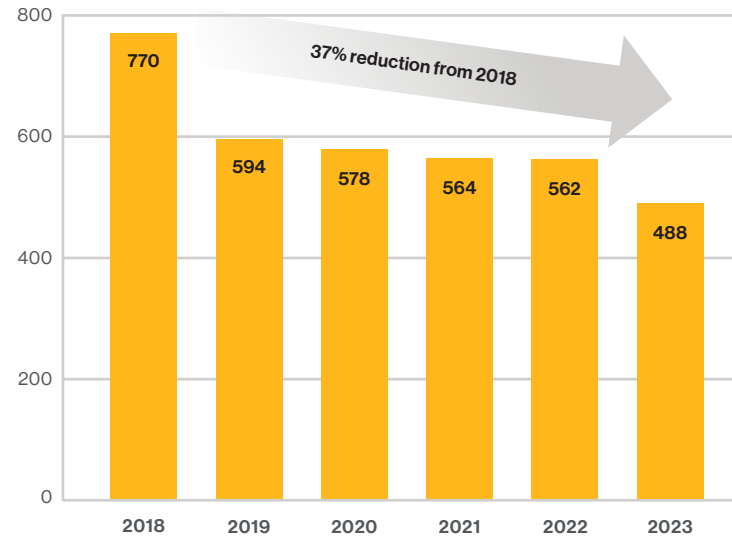
Net-zero emissions
by 2050



Reduce emissions intensity by 35%
by 2030 from 2018 base year



Enbridge GHG emissions intensity (tCO₂e/PJ)



GHG emissions intensity target

In 2020, we announced new ESG targets, including a goal to reduce GHG emissions intensity by 35% by 2030. Since 2018, our base year, Enbridge has reduced emissions intensity by 37%. In 2023, our emissions intensity reduction was driven by several factors, including a decrease in fuel consumption, methane emissions reduction initiatives, lower-carbon emissions power purchased agreement, and increased throughput on our system. This intensity metric aggregates emissions and throughput for each business unit based on tonnes of carbon dioxide equivalent per energy delivered in petajoules (PJ).



Learn more

See our [2023 ESG Datasheet](#) for more details on our emissions intensity metric.

Emissions intensity goal reached

During 2023, we achieved our goal to reduce the emissions intensity of our operations from our 2018 base level. We are focused on continuous improvement of our emissions performance and we are working to maintain our progress as we grow the business to meet increasing demand. There was a notable decrease in emissions intensity in 2022–2023, which can be attributed to several key factors:

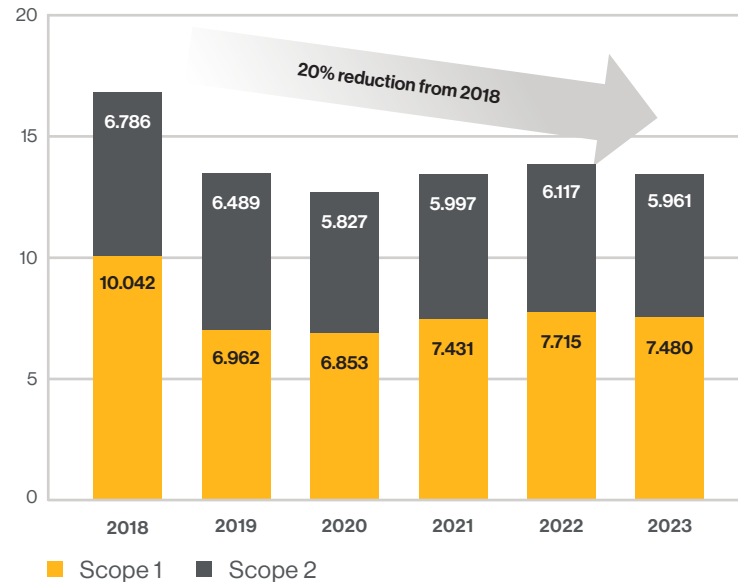
Strategic:

- Ongoing focus to ensure that emissions reduction goals are integrated into business unit forecasting
- Consideration of emissions in investment decisions, including the sale and acquisition of assets
- Aligning compensation and sustainability-linked financing with emissions reduction performance

Operational:

- Our LP business experienced the largest volume of growth, primarily driven by maintaining full capacity on our Mainline operations throughout the year and assuming operations of the Grey Oak pipeline.
- Despite increased overall volumes, Scope 2 power consumption was significantly reduced, due to lower overall carbon intensity of the power consumed. This was made possible by a number of factors, including updated grid factors and strategic procurement of zero-emissions power.
- Scope 1 emissions saw a slight reduction over the prior year, largely due to operational changes in the contracted transportation, which resulted in a decrease in the need for compression of additional volumes on our Dawn-Parkway system.
- Our efforts to reduce methane emissions venting through enhanced blowdown recovery during maintenance from both GTM and GDS also contributed to the overall decrease in emissions.

Scope 1 and Scope 2 emissions (million tonnes CO₂e)



Scope 3 emissions (tCO₂e)

	2021	2022	2023
Upstream fuel and energy related activities	1,872,000	2,110,300	2,029,000
Employee business air travel	600	3,600	5,100
Utility customers' natural gas consumption (GDS)	48,300,000	53,800,000	52,600,000
Total	50,172,600	55,913,900	54,634,100

Scope 1 GHG emissions result directly from our operations, including combustion, fugitive, vented and flared emissions. Examples include emissions from combustion in compressors, boilers or vehicles, as well as emissions from equipment operations (i.e., fugitive and venting emissions). Our GTM and GDS business units have primarily Scope 1 emissions because they use natural gas-powered equipment to deliver gas into and through pipelines. Overall, Company-wide absolute Scope 1 emissions decreased 3% from 2022 due to the reduction on our stationary combustion emissions and methane emissions.

Scope 2 GHG emissions result from the generation of purchased electricity we consume. Our LP business has primarily Scope 2 emissions because it uses electric pump stations to push crude oil through its pipelines. Similar to Scope 1, Company-wide Scope 2 emissions have decreased 3% from 2022. Our power consumption increased in the year due to increased throughput. Our Scope 2 emissions went down as a result of grid decarbonization and an increased use of lower-carbon generation.

Scope 3 GHG emissions are indirect emissions that occur in the value chain, from sources not owned or controlled by the Company. Enbridge continues to lead our sector in reporting on Scope 3 emissions. Despite minimal guidance defining parameters for the midstream sector, we have reported on select Scope 3 emissions since 2009, and we continue to enhance our approach every year. In this year's report, we are building on our GHG emissions reporting by expanding the categories of Scope 3 emissions that we report on and enhancing the transparency of our Scope 3 reporting. We have started reporting comprehensive Category 3 fuel and energy related operations, encompassing upstream emissions from our fuel and electricity consumption, as well as grid loss. For more information, see the adjacent Scope 3 emissions table.



Scope 3 emissions approach and material categories

Category	How it applies to Enbridge	Scope 3 footprint	Enbridge's approach	Reporting status
Upstream in Enbridge value chain				
1 Purchased goods and services	Emissions encompass two distinct types: 1) from the procurement of goods and services, including human resource services, maintenance, repairs, and day-to-day operational activities, 2) from the purchase of fuel for our utility customers.	●	<p>Enbridge is actively enhancing its capability to effectively monitor supplier-related emissions. In 2023, an independent assessment was performed to identify key gaps in reporting within this category. The insights derived from the assessment are being utilized to enhance our long-term reporting approach.</p> <p>Additionally, our supply chain team is utilizing the EcoVadis platform and collaborating with our suppliers to collect specific sustainability data, including Scope 1, 2, and 3 emissions.</p>	In development (timeline: 3 – 5 years)
2 Capital goods	Emissions associated with purchase of fixed assets such as plants, buildings, and equipment.	●	<p>Enbridge is strengthening its capability to effectively monitor supplier-related emissions. In 2023, an independent assessment was performed to identify key gaps in reporting within this category. The insights derived from the assessment are being utilized to enhance our long-term reporting approach.</p> <p>Additionally, our supply chain team is utilizing the EcoVadis platform and collaborating with our suppliers to collect specific sustainability data, including Scope 1, 2 and 3 emissions.</p>	In development (timeline: 3 – 5 years)
3 Fuel and energy-related activities	Emissions linked to the energy consumed in our operations.	●	Enbridge considers this category a high priority and is assessing emissions in this category.	New reporting this year
4 Transportation and distribution	Emissions associated with suppliers transporting goods to Enbridge.	●	Due to minimal emissions in this category, placed in lower priority in our Scope 3 reporting.	No reporting plan at this time
5 Waste generated in operations	Emissions linked to generation and disposal of waste during Enbridge operational activities.	●	Due to minimal emissions in this category, placed in lower priority in our Scope 3 reporting.	No reporting plan at this time
6 Business travel	Emissions associated with Enbridge's employee business travel, including air, rail, and rental car travel.	●	Enbridge is currently reporting emissions related to our employee air travel.	Continue to report

● Above 1 million tCO₂e ● Between 100k tCO₂e and 1 million tCO₂e ● Below 100k tCO₂e ● 0 tCO₂e
 (representative of 2022 emissions data)

Category	How it applies to Enbridge	Scope 3 footprint	Enbridge's approach	Reporting status
7 Employee commuting	Emissions associated with Enbridge's employees commuting to work, including vehicle, bus, rail or other types.	●	Due to minimal emissions in this category, placed in lower priority in our Scope 3 reporting. In 2021, Enbridge implemented a hybrid work model, enabling employees in specific job functions to work from home for up to two days each week.	No reporting plan at this time
8 Leased assets	Emissions from Enbridge office buildings and facilities that are operated but not owned by Enbridge. Enbridge reports the emissions from our head offices in Calgary and Houston as part of our Scope 1 and 2 emissions.	●	Due to minimal emissions in this category, placed in lower priority in our Scope 3 reporting.	No reporting plan at this time
Downstream in Enbridge value chain				
9 Transportation and distribution	This category does not apply to Enbridge.	●	Enbridge currently does not have Scope 3 emissions to report in this category.	Not applicable
10 Processing of sold products	This category does not apply to Enbridge.	●	Enbridge currently does not have Scope 3 emissions to report in this category.	Not applicable
11 Use of sold products	Natural gas combustion emissions from our utility customers.	●	Enbridge is currently reporting this category for our existing utility business. We continue to actively engage on the development of midstream guidance for Category 11.	Continue to report for utility business
12 End of life treatment of sold products	This category does not apply to Enbridge.	●	Enbridge currently does not have Scope 3 emissions to report in this category.	Not applicable
13 Leased assets	This category does not apply to Enbridge.	●	Enbridge currently does not have Scope 3 emissions to report in this category.	Not applicable
14 Franchises	This category does not apply to Enbridge.	●	Enbridge currently does not have Scope 3 emissions to report in this category.	Not applicable
15 Investments	Emissions associated with investments that are not otherwise reported under Enbridge Scope 1 and Scope 2 emissions.	●	Enbridge is in the process of developing the approach to gather emissions data from our non-operational assets.	In development (timeline: 2 – 3 years)

● Above 1 million tCO₂e ● Between 100k tCO₂e and 1 million tCO₂e ● Below 100k tCO₂e ● 0 tCO₂e
(representative of 2022 emissions data)

Helping customers reduce energy usage and managing Scope 3 emissions

As an energy infrastructure company, our activities are linked to emissions generated by others, such as consumers burning the fuel we supply. Many of our emissions reduction efforts aim to mitigate these third-party emissions, including providing consumers with lower-carbon fuels. We also engage with municipalities, businesses, individual consumers, and consumer advocacy groups on various related issues, including adopting strategies to use less energy, energy affordability and ways to minimize environmental impact. As we grow our U.S. utility business we will continue to partner with our customers to explore partnerships and advance solutions that reduce emissions and support energy efficiency.

Innovative clean energy solutions in transportation and industrial processes

Transportation: We recognize transportation as a critical area for emissions reduction. We focus on advancing RNG and investing in lower-emissions technologies like compressed natural gas (CNG) vehicles. We are also exploring hydrogen for fuel-cell electric vehicles as a sustainable alternative. Our goal is to lead the transition toward cleaner transportation fuels. In partnership with the City of Hamilton, Ontario, in 2021, Enbridge introduced its first carbon-negative bus, offering residents a greener commute. By fueling the CNG bus with RNG sourced from the Generate Upcycle (formerly StormFisher) facility in London, Ontario, this initiative both displaces the use of natural gas in the bus and supports the diversion of organic waste from landfills, and avoids those methane emissions being released into the atmosphere.

The City of Toronto's Dufferin Solid Waste Management Facility converts 55,000 tonnes of organic waste from the Green Bin program into RNG, constituting 35% of the city's organic waste. This facility produces 3.3 million cubic meters of RNG and fuels the municipal waste collection fleet, and is a leading example of how municipalities can create a circular and greener economy.

Industrial processes: For industrial processes, we are investing in hydrogen and exploring carbon capture and sequestration to mitigate emissions in processes that are difficult to electrify, such as steel and concrete production. Hydrogen is effectively and efficiently stored, transported and used innovatively to reduce GHG emissions. Learn more about our approach to provide sustainable solutions for industry-wide emissions reduction: [Greening Industrial Processes](#).

Smart hybrid heating solutions for consumers: Our innovative hybrid heating solutions are designed for residential and commercial buildings. These systems combine traditional natural gas heating for the coldest periods with electric heating for the majority of milder heating needs, providing a more energy efficient and lower emissions solution for home heating. This approach significantly reduces GHG emissions and helps our customers manage energy costs effectively.

Buildings: Heating buildings contributes almost a quarter of Ontario's GHG emissions.¹ We're helping to address this through innovative technologies like hybrid heating, gas heat pumps and RNG. Learn more about our commitment to greening buildings: [Net-Zero Buildings](#)

Strategies and incentives for reducing energy use: Through our rate-approved programs, we offer various services and incentives to encourage energy conservation among businesses and homeowners. By partnering with industries and communities, we aim to implement energy-saving measures and promote renewable energy projects. Our programs are tailored to help our customers reduce their energy usage and carbon footprint. Residential programs include the Home Efficiency Rebate, the Home Winterproofing Program (HWP), and financial incentives to upgrade equipment like smart thermostats. Equipment upgrade programs and [incentives for businesses](#) also aim to guide the customer to identify and prioritize energy-efficiency projects and offset costs to convert to energy efficient equipment. Additionally, our [Commercial and Industrial Custom Retrofit Program](#) can deliver energy savings, make commercial or residential buildings more energy efficient and comfortable, and reduce GHG emissions.



Demand-side management cumulative impact

For more than 25 years, Enbridge has offered demand-side management (DSM) programs to help our gas utility customers reduce their energy costs as well as their environmental impact. A few notable results:*



34+ B

lifetime cubic meters in natural gas savings



64.2 M

tonnes of greenhouse gas emissions avoided

* Figures represent cumulative results of our DSM programs, operating since 1995.

¹ [Canadian Energy Regulator Provincial and Territorial Energy Profiles](#)

Understanding the emissions intensity of the energy we deliver

This metric represents the average upstream emissions intensity of the commodities we transport on Enbridge's pipeline systems; it is intended to reflect the changing emissions intensity profile of producers and the emissions impact of our assets over time.

In 2023, the emissions intensity of the energy we delivered decreased by 8% from the prior year, which was primarily driven by the lower upstream emissions intensity of the gas we transport.

As data quality in this area improves, we can provide consumers seeking lower-emissions fuels with valid and reliable information to help them distinguish products based on environmental criteria. As publicly available sources for modeling upstream emissions are updated more regularly, a clearer understanding of producers' profiles and our assets' performance emerges, aligning with expectations of further declines in upstream emissions intensity results. We will continue to report as thoroughly as possible in this area while encouraging producers and other data providers to generate and report more detailed and up-to-date data.

Enbridge upstream emissions intensity data (kgCO₂e/GJ) 2021-2023

	2021	2022	2023
Enbridge upstream emissions intensity	12.98	12.83	11.84

Enbridge's contribution to the avoidance of third-party emissions

We are actively contributing to the reduction of emissions produced by other parties by offering and promoting the use of fuels with a lower-carbon footprint to consumers.

Within our existing GDS business, we have helped to advance Ontario's largest GHG reduction project to shift ArcelorMittal's steel-making operations from coal to natural gas.

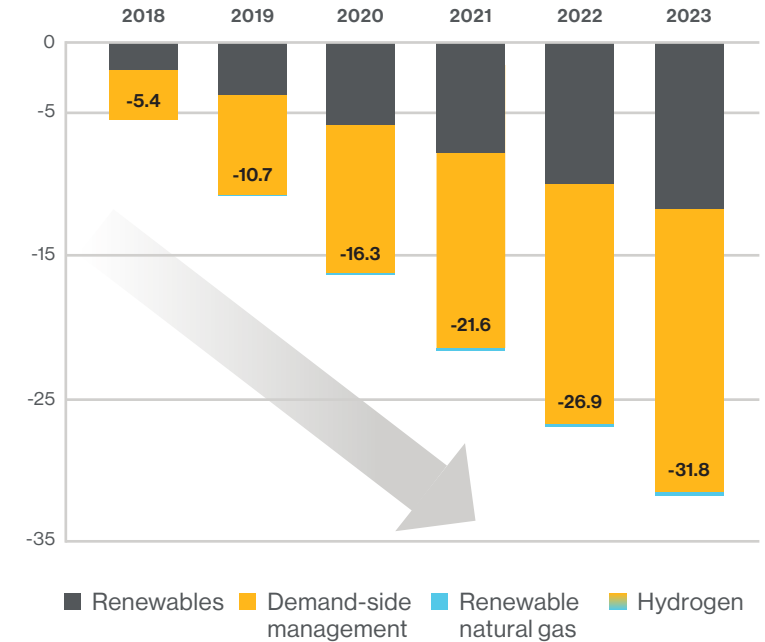
RNG is seen as a sustainable and environmentally friendly alternative to traditional natural gas, derived from organic waste sources such as agricultural residues, food waste and other organic waste material. The production process most commonly involves the anaerobic digestion of these organic materials, resulting in biogas composed primarily of methane. Unlike conventional natural gas, RNG is considered carbon-neutral or even carbon-negative when derived from landfill-diverted organic wastes, as the carbon dioxide that is ultimately released during combustion is derived from plants that consume carbon dioxide from the atmosphere to grow. This closed-loop cycle can help mitigate GHG emissions and address climate change concerns. RNG can be seamlessly integrated into existing natural gas infrastructure, offering a versatile energy source for heating, transportation and electricity generation. As societies increasingly prioritize sustainability, RNG has the potential to play an important role in the transition to a cleaner and more resilient energy future.

RNG is poised for growth as the global focus on sustainable energy solutions intensifies. According to the [International Energy Agency's Stated Policy Scenario](#), global RNG consumption is projected to rise to 12% by 2040.

We continue to focus on delivering existing – and developing new – lower-carbon forms of energy. Switching from coal to natural gas has accounted for nearly two-thirds of all U.S. GHG emissions reductions in the past 15 years; therefore, investments such as the Woodfibre LNG export facility and our potential to help displace coal in Asia and Eastern Europe could have a significant impact on reducing global emissions reductions. Additionally, the Longview RNG and Tomorrow RNG assets help reduce emissions outside of our traditional value chain while building optionality and new lower-carbon platforms to advance the energy transition.

This metric tracks how Enbridge's investments in lower-carbon projects, including wind and solar investments, DSM, hydrogen and RNG, help to advance the energy transition and support customer efforts to reduce their GHG emissions. The chart below illustrates that our investments have reduced over 5 million tCO₂e annually since 2018.

Contribution to lower third-party emissions (cumulative million tonnes CO₂e)



Operational management


Safeguarding asset integrity and reliability

At Enbridge, one of our core values is safety, not only for employees and communities, but also for our operations. Through our training, management and internal communications, we strive to cultivate a culture of safety and reliability, recognizing the inseparable connection between the safety of our employees and communities and the reliability and integrity of our assets.

To support our safety and reliability goals, we invest heavily in our pipeline integrity programs, using both condition data and risk analytics to support our assets' integrity and reliability performance. Use of leading-edge inline inspection technology, investments in engineering research and development, expanded monitoring of slopes and water crossings and the application of quantitative risk models have led to better-informed decisions on where maintenance and repairs are needed across our systems. We are committed to pipeline safety and continuously strive to learn from our experiences to reduce incidents and improve safety across our operations.

Through research consortiums, partnerships and direct sponsorship, we are in the forefront of research and development of lower-carbon operations, pipeline inspection technology and construction safety. In 2023, we advanced studies to reduce the risk of girth weld failures in newly constructed pipelines; developed repair methods that can be safely completed without blowing down the pipeline (and releasing greenhouse gases); and producing a sound, technical basis for the number of digs necessary following an inline inspection for cracks.

We have a comprehensive public outreach program to help mitigate third-party damage to our pipeline infrastructure, which is a common cause of leaks. We actively engage with the excavation


 **Learn more**
[Management approach: Asset integrity and reliability](#)
[Infographic: Proving Safety](#)

community, adopt industry best practices and explore new technologies to proactively raise awareness about pipeline safety and responsible excavation practices. As part of One Call and locate services, we work to promote excavation safety and provide an [online portal](#) with resources on responsible digging.

Additional safety measures include monitoring to identify threats and abnormal conditions, aiding our engineers and operators to prevent errors and refining operations for better efficiency and reliability. Ensuring the integrity and reliability of essential energy infrastructure, which supports both our economy and daily activities, is a key focus for Enbridge. This includes taking necessary measures to keep operations dependable even during severe weather conditions.


Our ESG goal

Continuous improvement toward a goal of **zero incidents**

Inline inspection (ILI) tools move through our pipeline network and use advanced sensor technology to inspect pipe walls millimeter by millimeter. They identify and report even the most minuscule changes that may require follow-up maintenance.

Values in Action: High performance



Smart technology built for now and the future

Enbridge continues to innovate, advancing research and investments that will help us optimize our assets and deliver superior results. Our investment in Smartpipe® Technologies ("Smartpipe") is part of a broader strategy to enhance the safety of existing pipelines and support the transportation of hydrogen and carbon dioxide. The embedded fiber optic sensing technology allows for continuous monitoring, real-time information sharing and enhanced leak and third-party intrusion detection.

The 2023 Gulf Energy Information Excellence Awards recognized Smartpipe as "Best Pipeline Integrity Technology" for Enbridge's retrofit of our pipeline in Roanoke County, Virginia. Smartpipe's high-pressure reinforced thermoplastic pipeline was produced on-site and pulled into the existing host pipe with minimal disturbance to the operating farm where the section of pipeline was located. With an adjacent residential community, eliminating the need for an entire right-of-way excavation was an important benefit for this pipeline improvement project. This was also the first deployment of Smartpipe's newly patented in-line inspection technology, allowing for periodic inspection of the composite pipeline by Smartpipe's SQUIID, a smart-pig for non-metallic pipe.

Pipeline system safety events

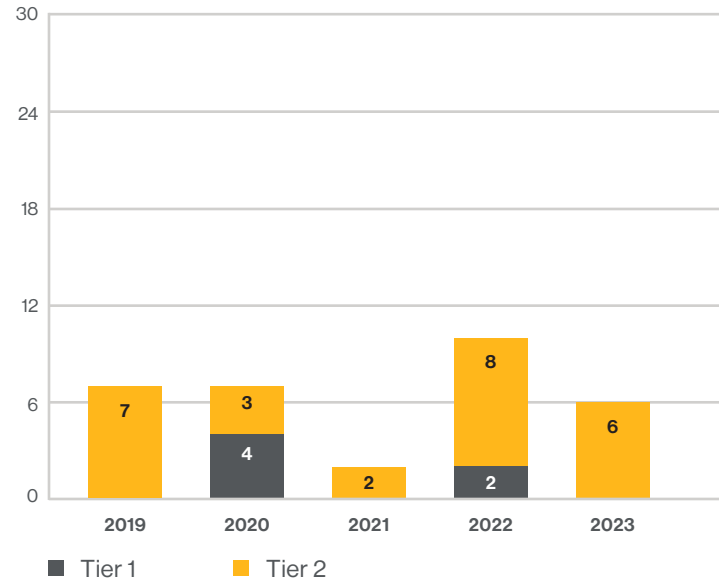
Enbridge remains committed to our goal of zero incidents across our pipeline system. Over the past decade, we successfully transported approximately 37 billion barrels of oil, maintaining a safety record over 99.99995%.

While we continue to progress toward our zero-incident goal, in 2023 Enbridge recorded two Tier 1 pipeline system safety incidents, as categorized by the CSA Z260-19 Pipeline System Safety Metrics standards. These incidents involved natural gas releases at compressor stations, without significant or off-site impacts from the release (i.e., no fire, injury, contamination). Across Enbridge's system there were also eight Tier 2 pipeline system safety events, six of which involved liquids spills, resulting in a total volume of 110 barrels of crude oil released, the majority of which occurred in our own facilities.

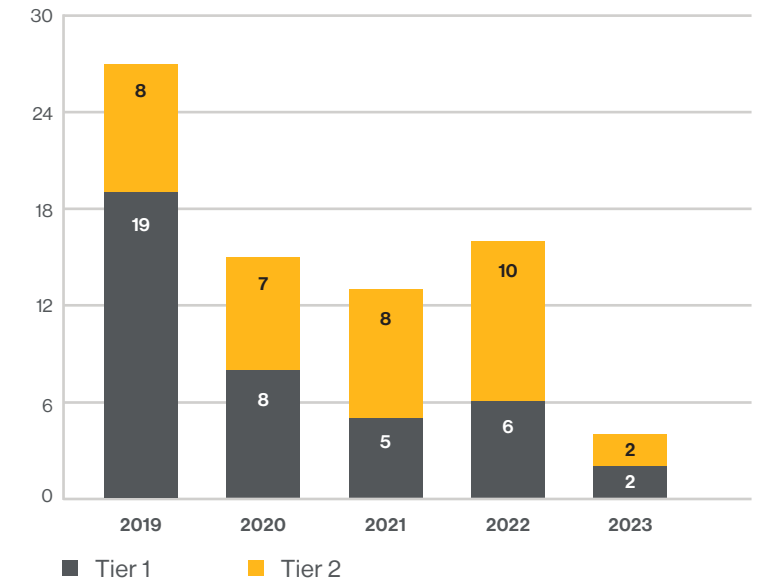
Enbridge's leadership places a strong emphasis on incident learning and prevention. We thoroughly investigate incidents, near misses and abnormal events to identify any patterns or organizational factors that could lead to leaks or system shutdowns across our pipeline system. We conducted more than 36,500 pipeline inspections in 2023, including in-line inspection (ILI) tool runs, preventative maintenance digs and other assessments.

We work with independent third parties to regularly review our integrity management program. These in-depth analyses of process safety have resulted in preventative measures to reduce risk and improve operational resilience, in addition to the regular maintenance and excavation activities we undertake. It is important to note that our utilities networks have a significant number of natural gas delivery points, and we detect small leaks each year. These leaks are typically below ground or outside and are not hazardous, due to our system's low delivery pressure, small line capacity, and odorization that serves as a warning. Despite their low hazard level, these small leaks still account for a significant number of releases, the majority of which fall below our reportable (Tier 2) process safety event criteria.

Number of process safety events for liquids systems



Number of process safety events for natural gas



	2021	2022	2023
Damages per 1,000 third-party locate requests (natural gas distribution network)	1.92	2.32	2.10

Emergency preparedness and response

As we plan for secure, dependable and incident-free operations, we recognize that our business faces diverse potential threats that pose risks to our people, our facilities and, ultimately, our business. As operators of critical energy infrastructure, we maintain a constant state of preparedness.

Ensuring effective emergency preparedness involves systematically identifying potential hazards and planning mitigation strategies to safeguard responders, the community and the environment. Our emergency management programs follow the “Plan-Do-Check-Act” cycle designed to drive continuous improvement. The same approach extends to management reviews of our emergency programs with senior business unit leaders.

The training and qualifications of employees and contractors ensure that we are ready and equipped to deliver a secure, prompt and efficient response in an emergency. In major exercises, we proactively involve Indigenous partners and communities, and plan to continue to enhance this practice, aligning with our established IRAP commitments.

Each business unit maintains its own emergency management program and we also operate the Enbridge Enterprise Emergency Response Team (E3RT), a cross-business unit group trained to respond to a range of large-scale events in Canada and the U.S. We also partner proactively with local first responders, emergency management groups, industry associations and provincial, state and federal agencies to ensure our preparations are sound and coordinated should an incident occur. In April 2023, the Ingleside Energy Center hosted an E3RT exercise, which brought together over 120 internal participants and included additional spill response contractors and U.S. federal and Texas state authorities.

In 2023, we conducted over 260 emergency exercises across the enterprise. These exercises were based on real-life scenarios to hone our skills and capabilities. As part of our IRAP commitment, Enbridge hosted the following opportunities for Indigenous communities to observe and to help grow their understanding of emergency response:

- The Enbridge emergency management team presented to our 23 First Nations and Métis partners through the Athabasca Indigenous Investments Annual General Meeting. Our presentation emphasized Enbridge’s response capabilities, planning and program strategies, as well as our exercises, training and equipment.
- As part of a Saskatchewan roundtable event, the Enbridge team provided an emergency response demonstration at Qu’Appelle River, Saskatchewan. The exercise was attended by the Canada Energy Regulator, the Indigenous Advisory and Monitoring Committee and over 30 individuals representing 12 Indigenous nations.
- Three Indigenous nations attended a tabletop tank fire emergency response exercise at our Cromer, Manitoba facility. Members of the Canupawakpa Dakota Nation, Swan Lake First Nation and the Manitoba Métis Federation saw a demonstration of our emergency processes and participated in roundtable discussions and a facility tour.



Complementing our other emergency preparedness activities, Focus 4.2 of our IRAP commits us to continue sharing materials and regularly communicating with Indigenous groups to support awareness and preparedness.



Learn more

[Management approach: Emergency preparedness and response](#)

[Emergency response plans](#)

[Emergency Management Program overview](#)



The Lac Courte Oreilles Fire Department in Hayward, Wisconsin is enhancing its emergency response capabilities with the purchase of an Xtreme Tactical Tender firetruck, made possible by a \$500,000 contribution from Enbridge. Fire Chief Marvin Mullet emphasized the value of the new equipment, noting that it is specifically designed to tackle emergencies in challenging terrains. This addition will strengthen the department’s ability to safeguard the community, reinforcing its commitment to enhancing community safety and emergency preparedness.

Environmental management

We recognize the ecological and cultural significance of every location where we operate and work toward safeguarding the environment throughout the lifecycle of our projects. We are committed to minimizing our impacts on the environment while complying with all applicable laws and regulations in the jurisdictions that we work.

Protecting natural resources and supporting conservation are priorities for Enbridge. We work closely with local stakeholders, Indigenous communities, and our employees to mitigate impacts where possible and to promote shared environmental values and priorities. We invest in programs that directly support and promote environmental stewardship and conservation.

Our approach

Our Sustainability Policy sets out the principles and values that underpin our operating practices at all levels of our organization, including protection of the environment. Our commitment to environmental protection is also articulated in our Safety and Reliability Policy, which outlines the commitment to conduct our activities in a systematic, comprehensive and proactive manner that manages risk and prevents incidents. This policy establishes Enbridge’s Management System Structure (MSS), an integrated management system that encompasses safety, security and protection of the environment by providing consistent expectations, standards and levels of discipline across our enterprise – and across asset lifecycles.

As part of our MSS, business units implement an integrated management system and the Environmental Protection Program (EPP) that defines environmental management accountabilities and responsibilities. The goal of the EPP is to anticipate, prevent, manage and mitigate operational risks and conditions that could significantly affect the environment by defining environmental management accountabilities and responsibilities in the organization. The development and implementation of this system is informed by industry-leading protocols including, but not limited to, ISO 14001. We continually monitor our environmental performance and conduct regular internal audits of our EPP to assess and enhance our environmental management practices.

Enbridge works in highly regulated jurisdictions within the United States, Canada and Europe, with stringent and rigorously implemented environmental legislation, and we work cooperatively with the various regulatory agencies.



Learn more

[Management approach: Environmental management](#)

[Safety and Reliability Policy](#)

[Sustainability Policy](#)

[Climate Policy](#)

[Indigenous Peoples Policy](#)



Our approach to land, water and biodiversity is connected to Focus 4.1 of Enbridge’s IRAP, which focuses on Indigenous inclusion and traditional knowledge, and in particular Indigenous participation in environmental field work and review processes.

Biodiversity and land use

Biodiversity is the variety of life on earth, connecting us to nature through food, water and air. By preserving and respecting biodiversity, we help ecosystems essential to sustainable human development thrive and benefit us all.

Throughout the lifecycle of our projects, our engineering and technical services teams integrate biodiversity considerations into the design, construction, maintenance and operation of our assets to balance the protection of land, plant and animal life with business requirements. Where sensitive ecological features are identified, we implement a mitigation hierarchy to reduce potential impact to species and critical habitat. This includes avoidance, minimizing impact, restoration and offsets.

Prior to any new project, Enbridge undertakes a project planning and siting process that incorporates environmental and cultural assessments. As part of project planning phase, we:


- Undertake siting assessments to identify key ecological features, sensitive habitat, cultural resources and community priorities
- Aim to use pre-existing rights-of-way (ROWs), where possible
- Conduct baseline assessments on soil, vegetation, wildlife, biodiversity, aquatic environments, air quality and water quality
- Engage qualified professionals to identify sensitive areas, implement mitigation measures and implement a mitigation hierarchy

During construction, we implement management practices that include vegetation management and invasive species control measures, soil management and erosion control measures, protecting species at risk and sensitive habitats. Following construction, we begin reclamation of disturbed lands. ROWs are promptly restored in rural areas so agricultural operations can resume.

During ongoing operations, project-specific environmental protection plans may be considered to identify and monitor any potential impact to land, water or wildlife. For each project, we develop unique species at risk plans that include avoidance and mitigation measures for at-risk species. We use appropriate vegetation management methods at our facility and pipeline ROW locations and work with landowners and

regulatory agencies to address the spread of invasive species. Wetland and watercourse crossing sites are monitored regularly following construction to ensure they are fully restored to their previous function and value.

In the case of decommissioning, we return the site to equivalent land capability. We use techniques that are suitable for the landscape we are working in, including active reclamation and revegetation, natural regeneration, and environmental monitoring. We engage with local communities, landowners and Indigenous communities in developing the restoration goals. Following decommissioning of a site, we conduct environmental monitoring to verify the success of reclamation efforts.



‘They’re listening to our voice’

Enbridge engages with Indigenous communities to conduct archeological and cultural surveys as part of the Great Lakes Tunnel project planning.

Focus on nature

Recognizing the global risk of nature loss and its effect on businesses and society, Enbridge supports the Kunming-Montreal Global Biodiversity Framework to reverse nature loss by 2030 and restore biodiversity by 2050. We are closely monitoring the development of the Canadian government’s 2030 biodiversity strategy and evaluating the disclosure recommendations and guidance set out in the Taskforce on Nature-related Financial Disclosure (TNFD) guidelines.

Enbridge understands that these nature-related issues are important and is working to evaluate dependencies and impacts on nature, assess the risks and opportunities to the organization and report on the results. In 2023, Enbridge partnered with Wildlife Habitat Council (WHC) to assess our biodiversity performance against developing frameworks, including the TNFD. Following that assessment we are continuing our evaluation to understand our interface with nature in order to support future disclosure. Enbridge plans to undertake a scoping exercise to identify potential nature-related dependencies, impacts, risks and opportunities that will inform further integrated assessment and support future reporting.

In contrast to the global nature of climate change, nature-related issues are location-specific and require differences in identification, assessment and management and require local, context-specific assessments and responses. We recognize the effectiveness of local communities and Indigenous people in protecting nature and ecosystems that we rely on.

Enbridge engages potentially affected communities, Indigenous nations and groups and landowners early to assess and develop measures to avoid and/or mitigate adverse social and environmental impacts of our projects and operations. We seek to incorporate traditional cultural knowledge and include Indigenous perspectives into environmental reviews.

Sustainability in Action

Taking a bite out of invasive species

Nestled along Pine Pass, north of the community of MacLeod Lake, British Columbia, Enbridge proudly hosts a herd of goats. In partnership with Spectrum Resource Group, we introduced 30 herbivores to manage shrubs and invasive plants along our natural gas pipeline system. These charismatic browsers are part of a multi-year research effort to determine how novel vegetation management techniques may be incorporated into an integrated vegetation management program.

Vegetation management along a ROW is important to facilitate safe access for workers to perform inspections and pipeline maintenance. We adhere to rigorous procedures to minimize impacts on local ecosystems and biodiversity.

Initially, chemical herbicides were chosen as a method to manage weeds and invasive species. By employing goats for grazing, we are offering a natural and effective solution for controlling invasive species and managing vegetation without reliance on chemical herbicides.

When facilitating pipeline maintenance, the goal is to establish a healthy ecosystem along the ROW, with only smaller vegetation like grasses and legumes growing in the area instead of shrubs and trees. Goats, renowned for their efficient browsing habits – ranging from leaves to woody stems – offer alternative vegetation management opportunities that are well-suited to Enbridge's Integrated Vegetation Management Program, which combines both traditional and biological approaches.

As the goats feast, we are collaborating with environmental specialists to monitor the locations where they are browsing. We are conducting research to gain deeper insights into managing invasive species through this unconventional partnership. “This is going to be a multi-year project to assess the efficacy over time, so we’re going to bring these goats back to the same location to repeat these treatments to see if we’re witnessing a reduction in the shrub biomass and invasive plants on site,” said Dan Tisseur, Senior Environment Advisor for Operations and Maintenance with Enbridge's Canadian natural gas pipeline business. This project, though seemingly whimsical, is a serious endeavor aiming to assess long-term success in reducing undesired plants and helping us manage the land more sustainably.



Learn more

[Goats on the go: A new breed of pipeline patrols](#)



Water

Water is a fundamental societal, environmental and economic resource and we are committed to using it responsibly and sustainably. We operate in and around freshwater ecosystems throughout our liquids and natural gas pipelines and utilities operations, and in ocean ecosystems through the development of our gas gathering system and offshore wind farms. Primary risks include impacts to water quality as a result of spills and implications for marine wildlife and ecosystems. Enbridge has robust operational practices focused on the protection of water quality and extensive experience in protecting water resources when pipeline infrastructure crosses a waterway.

Water risk assessments and mitigation

We invest in preventing spills and releases – including in or near watercourses and environmentally sensitive areas – through rigorous asset integrity practices and emergency preparedness and response plans.

Enbridge uses a combination of approaches to identify, assess and mitigate potential water risks across our operations. We take a lifecycle approach to managing the safety and design of our assets and assess water risks as part of an established enterprise risk management framework.

During project planning and operations, we conduct risk assessments using regional government databases that help identify higher-risk environmental features, such as municipal water intake locations and recharge areas for municipal drinking water supplies. The risk assessments also consider subsurface conditions, such as the depth of the groundwater table and proximity of regulated areas like floodplains to our project footprint. These aspects are important determinants for permitting requirements and mitigating water risks.

Water use for operations

Enbridge’s main reason for drawing water is hydrostatic pressure testing, a practice critical to ensuring the integrity of our pipeline assets. Hydrostatic testing involves filling sections of pipe with water at high pressure and maintaining the pressure for a prescribed period to confirm the integrity of the pipeline. The exact volume of water and location of withdrawal varies from year to year depending on our testing needs, which fluctuate according to the number of projects under construction and our overall integrity management requirements.

We use recycled water as much as possible to meet our hydrostatic testing needs to limit impacts on local water resources. This water does not need to be high-quality freshwater and can be delivered by a third-party water supplier, rented or reused from a previously tested section of pipeline. A negligible volume of water is consumed through hydrostatic testing. On average, more than 99% of the water used for this purpose is returned to its natural environment.

Our teams use detailed procedures to evaluate water quality prior to release to the environment or disposal. If the water can’t be safely returned to the environment, we dispose of it using approved methods following regulatory requirements where they exist, or in the absence of these requirements, following internal procedures based on best management practices. We expect that recycled water will remain central to Enbridge’s approach to meeting our hydrostatic testing needs related to our safety requirements.



Beneath the waves: Progress in carbon sequestration

In October 2022, work began on an innovative carbon sequestration study on the RGV Reef, a 1,650-acre artificial reef off South Padre Island, Texas, in the Gulf of Mexico. The project, supported by a \$250,000 Enbridge Fueling Futures grant, is being managed by the Friends of RGV Reef, a nonprofit group that created the reef in 2017, and the University of Texas Rio Grande Valley (UTRGV) researchers.

“The early data that we are seeing is delivering some encouraging results,” says Dr. Richard Kline, leading the research at UTRGV’s School of Earth, Environmental, and Marine Sciences. The data at the midway point of the study reveals that the sponges and soft corals covering the reef contain substantial carbon levels. It also shows that the reef’s structure, sediment and marine life within it effectively capture and trap significant proportions of carbon dioxide. This discovery indicates the potential of reefs, whether natural or artificial, to contribute to carbon sequestration. Since its creation, the RGV Reef has brought back substantial fish populations and attracted growing numbers of other sea life.



Learn more

[Reef-based carbon sequestration study delivering encouraging results](#)

Non-GHG air emissions

Operating our gas and liquids pipeline network results in non-GHG air emissions associated with stationary combustion to move gas and working and breathing losses on process vessels and tanks. Non-GHG air emissions known as criteria air contaminants (CACs) are reported as released from our facilities and include carbon monoxide, nitrogen oxides and volatile organic compounds. CACs released in smaller quantities include sulfur dioxide and particulate matter. We report on our approach to managing GHG emissions in the Climate Change and the Energy Transition section beginning on [page 17](#) and in the TCFD in our [2023 ESG Datasheet](#).

Enbridge operates in jurisdictions that have regulations to limit and report on air emissions. Our facilities have permits designed to prevent impacts to communities and ecosystems. Air dispersion modeling is completed and assessed as required by local regulatory agencies during project siting, permit renewals and environmental assessments. Facilities are managed and operated to comply with their regulated air quality requirements. We operate all Enbridge facilities to ensure we keep air emissions from our operations in line with regulations and guidelines designed to protect the environment and the health of local communities. We have established management programs that define our roles, responsibilities and timelines for managing and reporting emissions to government agencies in both Canada and the U.S.

Waste

Waste, if not managed properly, can have impacts on soil and water and can adversely impact plant, animal and human health. Minimizing waste and managing waste responsibly are important parts of reducing our environmental impact.

Waste is generated through the construction, operations, maintenance and decommissioning of our assets. Common types of waste from our assets and operations include construction debris, industrial waste and contaminated soil. We manage both hazardous and non-hazardous waste.

Waste minimization, source reduction and recycling offer both environmental and economic benefits. We look for opportunities to reuse or recycle construction materials, utilize recycled steel in construction projects and implement waste recycling and compost programs at our office locations, where possible.

Enbridge operates in jurisdictions where waste management is regulated and reporting is required by local regulators. We follow all applicable regulations to manage waste from our operational activities and reduce our hazardous waste footprint whenever possible through treatment and recycling processes. This process requires proper testing, classification and management of the waste through Enbridge's contracted waste vendors. Several jurisdictions require hazardous waste minimization reports, which are completed annually and help support operational activities to improve our waste management processes. Our environmental teams conduct an annual review to ensure the waste reporting follows all jurisdictional requirements to ensure all data is gathered and reported. A centralized waste data repository is currently being evaluated to enhance timely and accurate reporting of Enbridge waste. The centralized system is expected to support the establishment of key performance indicators for waste minimization and allow for improved electronic data reporting.

In our corporate office and several of our major office locations we recycle items such as paper, plastic, cans and batteries. We continue to seek practical opportunities to reduce waste from our offices and field operations.



Innovative employees find new use for discarded plastic polyethylene pipe

Tom Canellos and Graham Waller were part of a GDS regional construction group in 2019 when they noticed a lot of plastic polyethylene pipe discarded as garbage. Tom and Graham knew that high-grade yellow plastic could be recycled instead of sent to a landfill.

Over the course of two years, the colleagues met with local recyclers and learned the ins and outs of recycling high-density polyethylene plastic.

Thanks to their efforts, scrap pipelines are now gathered, stripped and ground into pellet form, supplying a wide variety of industries that use the pellets to create different products such as toys and dimensional lumber.

Since 2021, they've collected and recycled more than 225,000 kilograms of plastic pipe originally destined for a landfill, not to mention the related carbon emission reduction by avoiding the manufacture of new plastic.

Social

“We ended the year with strong personal safety performance and achieved our best-ever process safety performance. This is a remarkable achievement that demonstrates our unwavering commitment to safety as our core value and our highest priority.”

Laura Sayavedra,
Senior Vice President, Safety, Projects & Chief Administrative Officer

Inside this section

- 44 Employee and contractor safety
- 46 Our people and culture
- 52 Indigenous engagement and inclusion
- 58 Community engagement
- 60 Corporate citizenship



Relevant SDGs

5 8

160%

achievement of our employee and contractor safety goal

94%

of our goal for underrepresented ethnic and racial groups representation

\$23.4M

community investment through Enbridge Fueling Futures



Employee and contractor safety

At Enbridge, safety is more than a core value – it’s a way of life. We are dedicated to ensuring the safety of our employees, contractors, communities and the environment. We strive for zero incidents through continuous improvement, hazard control and extending our commitment to safety beyond the workday.

We are committed to achieving zero incidents by making safety everyone’s responsibility. While our leadership is accountable for safety performance, everyone is responsible to work safely and strive for continuous improvement. To ensure strong focus, safety performance directly impacts executive compensation and every employee’s incentive pay.

2023 highlights

- Positive safety performance exceeded our total recordable incident frequency (TRIF) rate improvement target
- Real-time safety and reliability dashboard reporting of occupational safety through new predictive data analytics technology
- Zero occupational safety incidents in our Renewable Power business unit

Following a strong safety performance in 2022, we faced early challenges in 2023 with occupational safety incidents such as slips, trips and falls, largely due to shifting winter weather conditions and situational awareness. Leaders quickly enhanced and increased safety communications activities to reverse the trend. This increased communication alongside the introduction of real-time reporting and data-driven decision-making enabled better predictability and quicker response to safety issues, resulting in enhanced safety performance for 2023. The introduction of technology, specifically a dashboard for real-time reporting on occupational safety and environmental incidents, marked a transformative step in enhancing operational safety. With leaders having expeditious updates through multiple live occupational safety data streams, we could see a step change in performance, demonstrated by a notable reduction in incidents.

In 2023, we achieved a 16% reduction in the TRIF among employees and contractors, surpassing the three-year average and exceeding our goal of 10% improvement in TRIF target.

In 2023 and continuing into the first quarter of 2024, we held company-wide safety culture workshops, successfully hosting about 90 in-person and virtual sessions titled, “Driving a Positive Safety Culture: The Critical Role of Leaders,” which were attended by more than 1,200 leadership personnel. Furthermore, our Executive Leadership Team (ELT) participated in a specialized one-hour workshop emphasizing the significance of psychological safety in the enhancement of our safety culture.

A safety culture survey was completed by more than 10,000 Enbridge employees and contractors to provide insight into and identify long-term trends for our safety culture and areas across the organization where we can focus attention in the coming years. The survey provides insight into the strength of our safety culture and clarity on opportunities for improvement to prevent safety incidents. Each business unit was tasked with developing and implementing action plans based on the survey findings, with quarterly progress reports submitted to Enbridge’s executive team and Board of Directors. Additionally, safety training programs were streamlined so employees could receive critical information in fewer sessions, leading to better retention of key concepts. We continued to hold safety training sessions in the field to reinforce the importance of maintaining a strong safety culture and learning from near-miss incidents to prevent serious injuries.

Unlocking insights through systems thinking

Embracing new ways of assessing data will help shape how we monitor and identify opportunities to improve how we manage occupational safety incidents across different business units and regions. In 2024, TRIF will remain a scorecard measure, but we will also track a new metric, actual serious injury or fatality (SIF) incidents and potential SIF (PSIF) incidents. Tracking SIF and PSIF events leads us to dig deep on these incidents, allowing us to learn from and prevent future events that could lead to serious injury or fatality.

Values in Action: Safety



A milestone in safety excellence

In a period marked by rapid growth, Enbridge’s Renewable Power business unit achieved a major accomplishment: zero occupational safety incidents in 2023. The business unit actively participated in the Company-wide safety culture workshops, aiming to shift their approach rather than concentrate on specific details alone. This involvement led them to refine the broader enterprise-wide strategy, from a “one-size-fits-all” methodology to an integrated approach that allows them to address safety risks within their own business unit. This collaborative work style exemplifies the transformative impact of partnering and sharing with other groups, leading to significant improvements that benefit everyone involved.



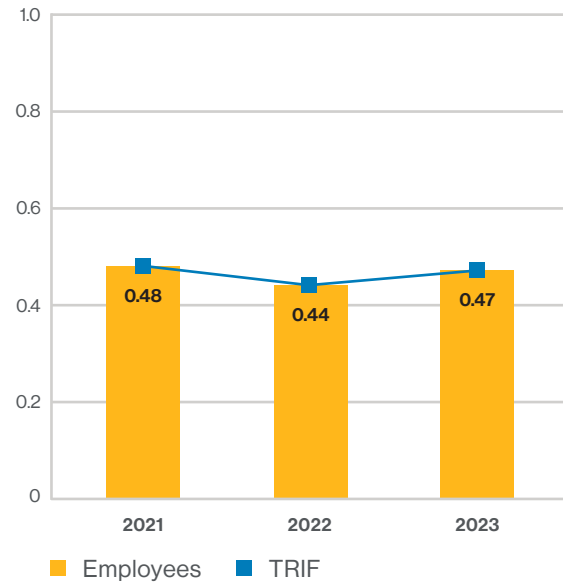
Learn more

[Management approach: Health and safety](#)

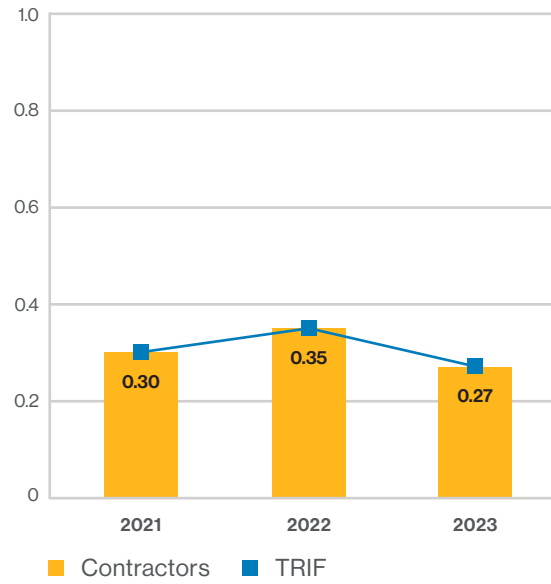
[Safety and Reliability Policy](#)

Key safety performance metrics 2023

Total recordable incident frequency (TRIF) for employees (per 200,000 hours worked)

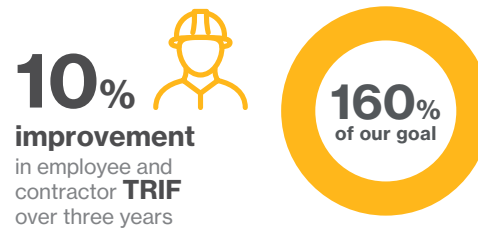


Total recordable incident frequency (TRIF) for contractors (per 200,000 hours worked)



After a record-setting safety performance in the previous year, Enbridge maintained this strong safety standard in 2023, remaining at record lows. For additional safety metrics and performance, see our [2023 ESG Datasheet](#).

Our ESG goal



Enbridge’s six safety principles

Enbridge’s Safety and Reliability Policy articulates our overarching commitment to safety and is an umbrella policy that incorporates policies related to six management programs that each business unit must implement. A robust governance framework identifies safety accountabilities at every level of the organization – from Enbridge’s Board of Directors and the Executive Leadership Team to the entire workforce, including contractors. Our six safety principles highlight the fundamental beliefs we share on our path to a zero-incident workplace:

- All injuries, incidents and occupational illnesses are preventable
- All operating exposures can be controlled
- Leaders are accountable for safety performance
- All employees and contractors are responsible for safety
- Assessment and improvement are a must
- We promote off-the-job health and safety for our employees 24/7

Our people and culture

Investing in employees for success today and tomorrow

Our people are fundamental to our journey toward building the energy systems of tomorrow and they play a pivotal role in our ongoing success. We are dedicated to actively implementing programs that underscore our commitment to the overall well-being of our employees – addressing their mental, physical, financial and social needs. This dedication aligns with our broader commitment to invest in initiatives that set us apart as an employer of choice while positioning us to fulfill our purpose, achieve our business strategy and deliver on our ESG goals.

We are defined by what we represent. As individuals, we come together in our work, aligned on *what* we are aiming to achieve, based on *why* that matters to our most important stakeholders, and *how* our actions can support our transition toward a more sustainable energy future.

What we stand for. The foundation of our success lies in the common ground that we share as a team. This consists of three essential aspects: the work that we collaborate on, the methods and principles that guide our work, and the purpose and motivation that drive our work. These are the elements that unite us to achieve our goals. We strive to engage our employees around these elements and foster a culture of excellence, innovation and impact.



More information on our approach to building awareness of Indigenous issues in our organization and increasing Indigenous representation in the Company is available in the IRAP, particularly in the commitments articulated under Pillar 1: People, employment and education.

- Focus 1.1 Cultural support programs

Our values

In addition to our values of Safety, Integrity, Respect and Inclusion, Enbridge added High Performance as a new value in 2023. This addition recognizes the commitment we've seen from our people over our long history to set Enbridge apart as a recognized industry leader. We align to deliver results on things that matter, embrace change, take measured risks and adapt to stay ahead. High Performance is about choosing simplicity over complexity so that we can be more agile and well positioned to achieve our business goals.

Policies

Key policies underpinning our talent strategies, practices and approach to inclusion and human rights include our Statement on Business Conduct, our Equal Employment Opportunity, Anti-Discrimination and Affirmative Action Policy, our Sustainability Policy and our Respectful Workplace, Harassment and Violence Policy. They guide our behavior within the workplace and how the world views us. They contribute to a safe, inclusive, diverse workplace where talent who share our core values can thrive. Together, the following policies create a comprehensive framework that aligns with our commitment to excellence in talent management and ethical business practices:



Learn more


[Management approach: People practices](#)

[Our Statement on Business Conduct](#)

[Equal Employment Opportunity, Anti-Discrimination and Affirmative Action Policy](#)

[Indigenous Peoples Policy](#)

[Sustainability Policy](#)



Well-being

Well-being is a shared accountability between employees, people leaders and senior leadership. We recognize the importance of creating a space for individuals to reflect and care for their mental health and wellness, and fostering a supportive environment for others. Working together to support employee well-being today will help our organization and our people get where we want to be tomorrow.

In 2023, we identified three well-being actions for employees and people leaders: create personal and team well-being goals, complete the new Mental Health Foundational Program and check-in on yourself and others.

The Wellness Program incents employees annually for activities to support their physical, mental, social and financial well-being. Health assessments, goal-setting tools and resources, including health coaching, help employees identify and address their well-being priorities. Quarterly campaigns increase awareness and use of benefits, resources and programs such as free financial planning services, Employee and Family Assistance Programs, Enbridge Fueling Futures volunteer opportunities and Employee Resource Groups (ERGs).

Launched in April 2023, the new Mental Health Foundational Program, comprising three 20-minute online modules, identifies ways to help overcome stigma and how to use the mental health continuum to support mental well-being, encourages early intervention, highlights support resources and provides the words and guidance to encourage employees to ask for help when needed and when supporting others. More than 60% of employees who have completed the program report feeling more confident in their ability to support both themselves and others.

Check-ins, on ourselves and others, is an ongoing focus. Following their first check-in during the Foundational Program, employees are encouraged to use the mental health continuum regularly and conduct regular check-ins amongst colleagues and team members. At Enbridge, “value moments” are integral to our meetings, serving as brief presentations or discussions that highlight one of our core values beyond safety, such as respect, inclusion, integrity or high performance.



Programs and compensation benefits

The following links demonstrate the various programs and compensation benefits we provide to our employees:

[Benefits](#)

[Career development](#)

[Diversity, equity and inclusion](#)

[Employee well-being](#)

[FlexWork Program](#)

[Inclusion networks](#)

[Parental Leave Policy](#)

Diversity, equity and inclusion

The diverse backgrounds, abilities and perspectives of our people make Enbridge more innovative and dynamic. We are holding ourselves accountable for being a company people aspire to work for and where everyone feels welcome, valued and respected. Inclusion is one of our core values – we know we are better together and we recognize that our differences are our greatest strength.


Our Inclusion, Diversity, Equity and Accessibility Strategy (IDEAS) outlines our goals and actions we will take to reflect the diversity of our communities and build a workplace that fosters a sense of belonging.


The following actions address several dimensions of diversity, including ethnicity and race, gender identity and expression, sexual orientation and veteran status, and continue to guide our efforts toward our commitments and targets related to diversity, equity and inclusion (DEI).

- **Engage and empower employees** – Educate and equip people to connect on a personal level, to amplify others and consciously include.
- **Embed equity** – Embed policies, programs and practices that are fair for all and reinforce respect.
- **Elevate diverse talent** – Seek, develop and retain people with diverse backgrounds and perspectives at all levels.

Our ESG goals

6% 
people with disabilities
 included in our workforce by 2025

Workforce comprised of **40% women** 
 by 2025

28% 
underrepresented ethnic and racial groups in our workforce by 2025

7% 
 workplace representation of **U.S. protected veterans** by 2025

2023 highlights

Driving transparency and dialogue through data

We continued to build upon our Diversity Dashboard to be transparent and encourage both thoughtful discussion and action around diversity at Enbridge. Updated quarterly, the dashboard provides demographic data from employees on a voluntary, self-reported basis (exclusive of gender) across the enterprise, focusing on specific groups currently underrepresented at Enbridge. The dashboard creates transparency, as all employees can access and filter data by job level, function and geography to see hiring, promotion and turnover rates. It helps us, as an organization, to identify where we have equitable representation, and explore where opportunities exist to improve our diverse representation.

Inclusion networks

Enbridge empowers employees to get involved and make a difference through our employee resource groups (ERGs). These important employee-led and company-sponsored groups promote understanding and support for historically underrepresented or marginalized employee populations to foster a diverse, equitable and inclusive work environment. They educate and create development opportunities for members and allies through events and networks to drive inspiration, insights, integration and impact. These groups also collaborate with leadership to ensure business goals and community engagement initiatives align with the IDEAS.

Throughout the year, individual members of the Board of Directors engaged with members of our nine ERGs to advance the IDEAS, to learn about the activities and initiatives led by the various ERGs, and to re-affirm Enbridge's and its Board's commitment to DEI. Discussion topics included Board members' personal connection to DEI, roles of management and career development. Our inclusion networks include:

- DEI Sponsor Council: Executive leaders that advance the IDEAS.
- DEI Advisory Network: Align and advise on policies, priorities and compliance.
- ERGs: Lead, listen, align and build annual action plans that build community connections, and run local events to promote awareness, support development and provide business insights.



ERG and group representatives across Enbridge had the opportunity to meet with the Board of Directors and Executive Leadership Team and share stories about their lived experiences. “It was great to be able to connect with our leadership and share the grassroots efforts being driven through our volunteer employee groups,” said Mayra Salinas, Supervisor GTM Integrity Services & Governance. “We used our privilege as representatives to share our stories and keep making Enbridge a workplace where all feel included and thrive.”

Our employee resource groups

- **CARES** – For caregivers and allies to feel valued, connected and supported as they provide care for others
- **Connect** – For multi-generational professionals focused on development, engagement and retention
- **DAN** – For people with diverse abilities and allies to reduce stigmas, barriers and challenges
- **EDGE** – For ethnically diverse employees and allies to support anti-racism and ensure visibility of contributions
- **FEMINEN** – Increasing the attraction, engagement and retention of female engineers and technologists
- **IERG** – A resource for Indigenous information, education and support
- **PRISM** – Creating a workplace where 2SLGBTQ+ people are ensured equality and seen as full members of the community
- **VTRN** – For active and former members of the armed forces and allies to advance the business through recruiting and community outreach
- **Women@ENBRIDGE** – Enriching the Enbridge community through the advancement of women

Advancing representation

In 2023 we continued our focus on advancing our activities to support workforce representation, including specific programs to support veterans, women and Indigenous peoples.

Veteran programs

Our values of Safety, Integrity, Respect, Inclusion and High Performance are closely aligned with the values of both the U.S. and the Canadian military, so whether veterans are transitioning out of their military career, are active reserve or guard, working at Enbridge is a logical step. It is also a significant benefit for our business: we recognize the leadership skills, loyalty and this group's team-oriented approach to problem-solving instilled during their time in service.

The following activities were held during the year to support the 400 veteran employees currently employed at Enbridge in the U.S. and Canada:

- Launched U.S field veteran pilot recruitment program in partnership with Orion to help recruit veteran candidates
- Focused on targeted recruitment through the National Department of Defense Skillbridge Program, LinkedIn, USO MVP Transition program and VetFest events
- Created a storytelling series using video and podcasts to spotlight and honor current veteran/military employees and their career journey
- Developed a mental health resource guide through Employee and Family Assistance Program (EFAP) vendors
- Grew the VTRN ERG to 50% Canadian and 50% U.S. participants, aiming to boost Canadian membership and foster enhanced collaboration with other ERGs through more active event partnership



Rachel Wellman, a former member of the U.S. Coast Guard who has joined Enbridge as an Emergency Response specialist in the Great Lakes Region.

Opening up opportunities for women

We recognize and value the exceptional skills and strengths that women contribute to our workplace. To help increase women's representation at Enbridge, both internally and externally, and particularly in roles where women have been traditionally underrepresented, we held the following events:

- Partnered with Higher Landing in Canada to pilot a career re-entry program for women with longer gaps in their recent employment history. The pilot was successful and now we are considering program expansion.
- Women in Operations Conferences provided an opportunity for women at Enbridge to network and engage in discussions about leadership, fostering inclusive culture and career development opportunities.



Indigenous recruitment and inclusion in the workplace

We have a team dedicated to implementing our Indigenous Employment Plan. To attract more Indigenous applicants, we have established inclusive hiring processes and special employment programs, including maintaining external relationships and partnerships with eight Indigenous education and employment agencies in the U.S. and Canada. Additionally, we provide regular training and improved communication on Indigenous hiring practices to our Talent Acquisition team.

- To foster the career growth and success of Indigenous employees we implemented processes to ensure equitable representation of Indigenous employees across all leadership development programs.
- Recognizing the diverse ways in which Enbridge team members honor their culture, we modified an existing leave program, providing increased flexibility for Indigenous employees to access time off for cultural purposes.



Awards and recognition

Enbridge takes pride in receiving various accolades linked to our DEI initiatives. While we appreciate this year's recognition of our teams' accomplishments, we also recognize that our work in this area is ongoing, and we remain committed to continuous improvement and further progress.



Learn more

[Enbridge Diversity partnerships](#)

[Awards and recognition](#)

Values in Action: Inclusion



Beyond boundaries: In celebration of abilities

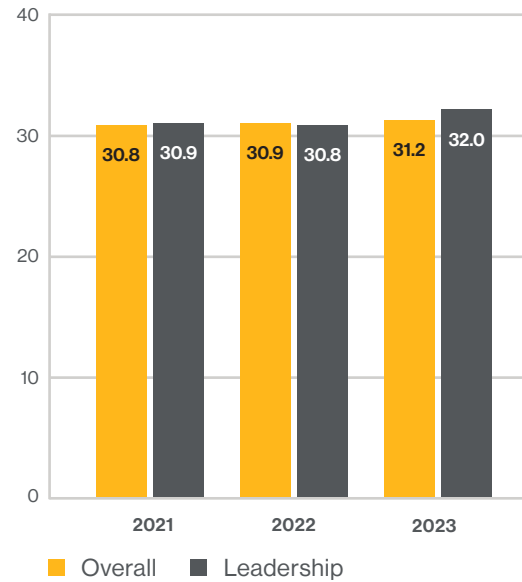
The Enbridge Ezone Concierge team has been hired through an employment program that employs, trains and supports employees with developmental disabilities. The program has run successfully for nine years in Calgary and 12 years in Edmonton.

Abby Wilson is a key member of the Ezone Concierge team and has also represented Canada at the Special Olympics in Calgary for 18 years. In 2022, she qualified for and represented Canada at the 2023 World Special Olympic Games in Berlin, where she [took to the podium twice](#): once to receive a silver medal in the 50-meter butterfly and a second time with her teammates for a gold in the 4x50-meter relay swim.

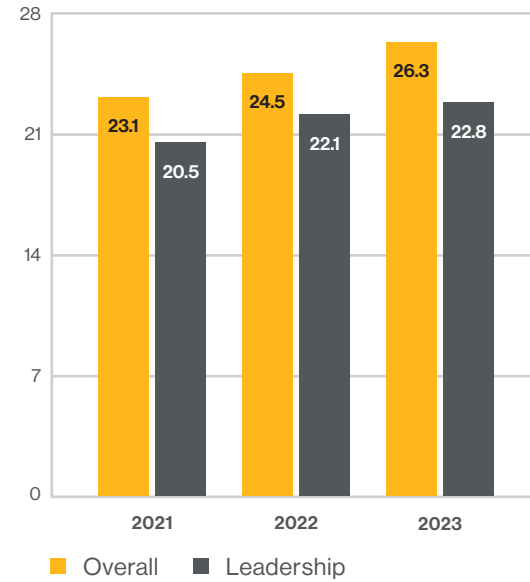
“The whole team was cheering her on from afar as she competed in the Special Olympics,” said Christine Kohn, Workplace Services Supervisor. “I’m also happy the world gets to see the commitment and focus our team sees and experiences first-hand every day. Abby’s dedication and accomplishments both at work and as an athlete exemplify the diverse and inclusive culture we strive for at Enbridge.”

2023 workforce representation

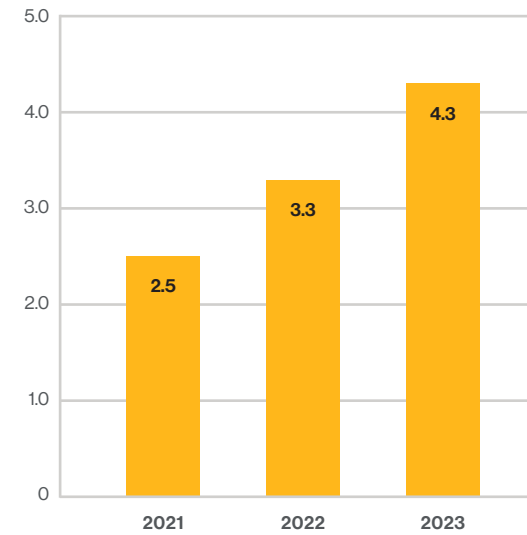
Women (%)



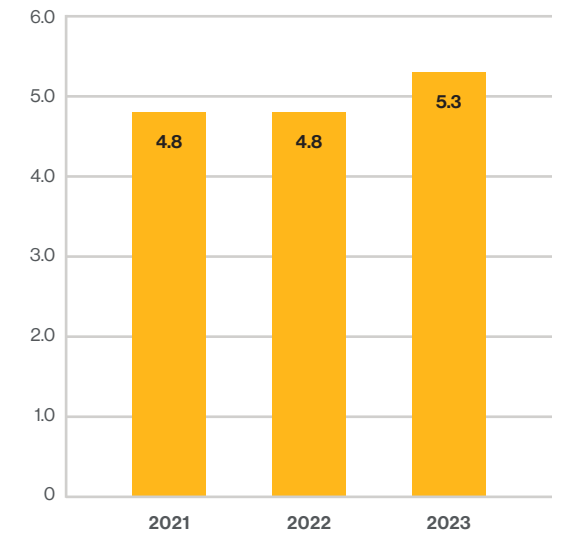
Underrepresented ethnic and racial groups (%)



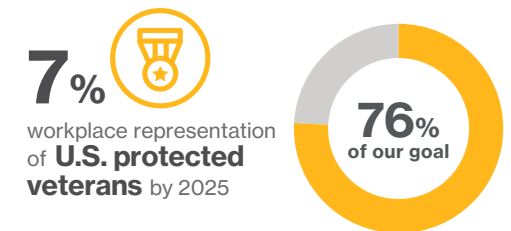
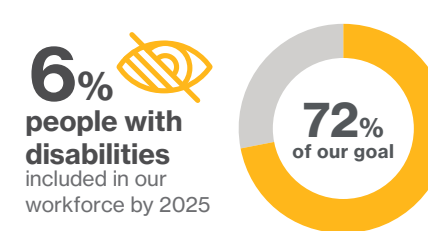
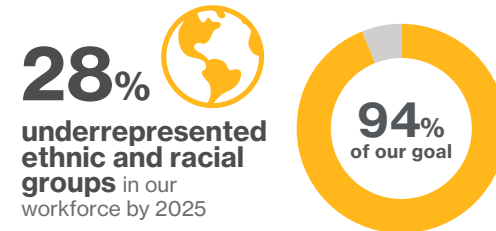
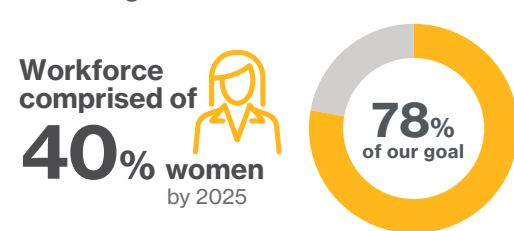
Persons with disabilities (%)



U.S. protected veterans (%)



Our ESG goals



Indigenous engagement and inclusion


Enbridge is committed to respectful and productive engagement and collaboration with Indigenous peoples. While we have worked to expand Indigenous inclusion within our projects and operations and across our Company, we recognize that there is more work to do.

Our implementation of the Indigenous Lifecycle Engagement Framework (Framework) guides engagement with Indigenous communities focusing on building lasting and respectful relationships. This Framework ensures consistent engagement across the lifecycle of our assets while addressing the unique needs of different communities. It not only supports consultation, but also provides the opportunity for economic benefits to Indigenous communities.

In 2023, we set an external target of an additional C\$1 billion in Indigenous spend enterprise-wide across projects and operations from January 2023 to the end of 2030. This builds on the C\$2.3 billion Indigenous spend we have made to date. This approach demonstrates our commitment to aligning with best practices and the expectations of Indigenous communities.

As a company that continuously engages with more than 300 Indigenous nations and groups in Canada and 30 federally recognized Native American Tribes in the U.S., we believe that our Framework and IRAP support us as we continue to be leaders on Indigenous inclusion.

Our ESG goals

3.5% 
representation
 within our workforce of
Indigenous peoples
 by 2025



100% 
 of all employees and
 contractors to complete
Indigenous awareness
training by end of 2022



Indigenous Reconciliation Action Plan

2023 marked Enbridge's first full year working toward delivering on our commitments outlined within our Indigenous Reconciliation Action Plan (IRAP). Informed by extensive engagement and consultation with Indigenous groups across North America, the IRAP extends our longstanding commitment to advancing reconciliation in the communities where we live and work.

Enbridge is proud that in 2023 we achieved 10 of the 22 IRAP commitments, with the remaining 12 well on track to completion. The following highlights describe some of the programs and achievements over the past year. For a detailed account of our progress on all 22 commitments, please see [page 79](#) of the Appendix.

More information on our approach to building awareness of Indigenous issues in our organization and increasing Indigenous representation in the Company is available in the IRAP, particularly in the commitments articulated under Pillar 1: People, employment and education.

- Focus 1.1 Talent attraction and recruiting
- Focus 1.2 Talent experience and development
- Focus 1.3 Cultural support programs
- Focus 1.4 Learning and awareness
- Focus 2.1 Feedback mechanism
- Focus 2.2 Community engagement and relationships
- Focus 3.1 Indigenous financial partnerships
- Focus 5.3 Thought leader roundtable



Learn more

[Indigenous Peoples Policy](#)
[Indigenous Reconciliation Action Plan](#)
[Management approach: Indigenous engagement and inclusion](#)

Employee and contractor awareness training

We continue to require all new hires to complete Indigenous cultural awareness training to help create a better understanding and appreciation for their cultures.

Following the successful launch of our mandatory training for employees, we are pleased that 100% of employees and long-term contractors have completed the training. We will continue to require new employees to complete this training and have also extended a focused version of the training to all contractors working in the field on GTM and LP projects in Canada and in select jurisdictions and projects in the U.S. With many contractors working within traditional territories, this decision aligns with our goal of fostering increasing awareness of Indigenous history and culture in the workforce engaged in executing work for our organization.



"I am very proud of the efforts and seeing the growth of the Indigenous Employment Program. To see our Indigenous workforce grow and providing employment and career opportunities to Indigenous professionals is the most rewarding part of my job," said Mark Shilliday, Senior Advisor Indigenous Recruitment, who attended 19 external Indigenous career fairs, conferences and speaking events in 2023.

Indigenous talent update

At the end of 2023, 2.8% of our employee workforce identified as Indigenous. We continue to strive toward our goal of 3.5% Indigenous representation across our teams by 2025. To help increase Indigenous representation in Enbridge's permanent workforce we continue to focus on the execution of our Indigenous Employment Plan, which is proactively addressing barriers and creating opportunities for Indigenous colleagues to join and build a career at Enbridge.

We continue to develop and maintain cultural support programs to improve Indigenous employee recruitment, retention and belonging, supporting the Indigenous culture and community to thrive at Enbridge. Cultural leave programs and quarterly sharing circles also create a safe, respectful and inclusive space for our Indigenous colleagues to comfortably express, learn and connect.

Indigenous Advisory Group (IAG)

Meeting another one of our IRAP commitments, Enbridge held its inaugural in-person meeting with the IAG in November 2023. The members of the IAG, seven diverse Indigenous leaders from across Canada and the U.S., met with senior Enbridge leaders for an engaged discussion on reconciliation, offering advice, identifying priorities for reconciliation, and providing feedback and Indigenous perspectives on select business issues.

The feedback we received at our first meeting wasn't all positive. The IAG members and members of the Enbridge senior leadership team had some challenging discussions; however, it provided an opportunity for an authentic exchange with the right people at the table. The IAG will meet with senior leadership four times a year as we continue our reconciliation journey. We welcome their advice and perspectives on building and maintaining respectful relationships, working to maximize economic inclusion, and engaging Indigenous nations, Tribes, governments and groups on other matters of reconciliation.

Driving inclusion across LNG and the natural gas industry

Through our participation at the largest global liquefied natural gas (LNG) conference and exhibition in the world (LNG2023), we saw an opportunity to bring together Indigenous leaders coinciding with the LNG2023 conference in Vancouver, B.C. We hosted an Indigenous Leaders' Gathering with participants across 28 Indigenous groups interested in the proposed advancement of LNG terminals and in support of pipelines in Northern B.C. There were numerous goals for this "conference within a conference." We aimed to strengthen our relationships with Indigenous community leaders through increased knowledge sharing at a global level and increase the participants' exposure to the LNG and natural gas industry in areas that support our Indigenous Peoples Policy and our IRAP. Importantly, the event served as the roadmap by which Enbridge will continue to follow through our journey to advance truth and reconciliation, and the mechanisms by which we will remain accountable for executing on our commitments to our partners, including Indigenous peoples.

Values in Action: Respect

Indigenous ESG engagement

In support of our IRAP commitments, we facilitated a virtual roundtable in November 2023. The meeting brought together Indigenous thought leaders from across Canada and members of the Enbridge Community and Indigenous Engagement and Sustainability teams to discuss Indigenous Inclusion in ESG strategy and policies.

The discussion focused on five areas and resulted in 14 recommendations. Topics included the importance of a common language, engaging with Indigenous businesses, and supporting biodiversity.

Sharing a common language was an engaging discussion, as participants noted that many ESG topics are engrained in Indigenous communities. However, as a business concept, ESG does not always resonate with Indigenous communities. As a result, we considered how Indigenous knowledge keepers and company representatives can work together to ensure we are all speaking a common language through various proposed initiatives.

Additionally, with Indigenous economic engagement commitments and targets in place, we discussed with participants how we can more actively engage with Indigenous businesses (as potential suppliers), enhance their administrative and professional capabilities, and help businesses actively pursue more opportunities.

Lastly, biodiversity was identified as a critical component of our activities and reporting over the next three to five years. Roundtable participants challenged Enbridge to consider additional practices, such as increased vegetation along rights-of-way, "leaning in" on traditional knowledge, and supporting collaboration between Indigenous communities.

The discussion and resulting recommendations uphold our core value of Respect by listening to and valuing diverse contributions, cultivating a deeper understanding of Indigenous communities and their perspectives, and engaging proactively and in culturally resonant ways.

Sustainability in Action

Reaching out to future Indigenous employees

A member of the Métis Nation of Alberta (District 4 Treaty 7 territory), Enbridge rotational engineer in training, Joel Grant, pursued a master’s degree in chemical engineering at Montreal’s McGill University. He won the school’s prestigious [Pathy Foundation Fellowship](#), which inspired him to combine science with Métis culture. Joel developed techniques to promote the Michif language using virtual art and AI, and his work helped connect Indigenous youth with their traditional knowledge.

“I’ve been involved with AISES for many years. I am grateful to attend the conference in person and feel lucky to receive this recognition directly from the organization that is dedicated to increasing the representation of Indigenous peoples in STEM.”

Joel Grant,
Enbridge Rotational Engineer in Training and
Member of the Métis Nation of Alberta

Joel and his colleagues represented Enbridge, a sponsor of the [2023 Advancing Indigenous People in STEM \(AISES\) National Conference](#) in Washington, D.C., to support recruiting efforts among Indigenous students. AISES’s mission is to increase the representation of Indigenous peoples of North America and the Pacific Islands in science, technology, engineering and math (STEM) studies and careers. The nonprofit organization promotes the highest standards of education and professional excellence to widen the STEM workforce and grow sector support.

For Joel, the conference was particularly special as it marked a personal achievement as AISES presented him with the [Sequoyah Fellowship Lifetime Membership](#) for his contributions and commitment to the AISES mission, to STEM and to the Indigenous community.



Capacity building

In 2023, Enbridge provided more than \$23.8 million to Indigenous groups across North America, aiming to enhance community well-being and support capacity building. Highlighted below are several partnerships and initiatives we supported, which align with Pillar 2 of the [IRAP](#).

New Buffalo Education Circle: A new focus on students in business and STEM fields

A great Indigenous space for people to come together, the [New Buffalo Education Circle \(NBEC\)](#) is building an initiative to create awareness, build community, and enable equitable access to employment opportunities for Indigenous business students. In September, the nonprofit will have partnerships with three Edmonton-area post-secondary institutions – and more to follow – creating chapters for business and STEM students, taking on an educational role for employers and educational institutions looking to engage Indigenous business students in a reciprocal and meaningful manner. Eventually, NBEC intends to expand across Alberta and into other provinces.

As the founding sponsor, we provided the organization with an Enbridge Fueling Futures grant of \$50,000 over two years to support its work in improving lives and communities through education.

Sky Keepers: Equipping Indigenous women with employment readiness training

Launched in 2023, the Construction Foundation of BC's (CFBC) [Sky Keepers](#) program is training Indigenous women as certified drone pilots. Sky Keepers is part of series of CFBC's offerings for the Indigenous women from the Blueberry River First Nation in B.C., and is focused on supporting participants who are either underemployed, unemployed or precariously employed. The initiative also includes training in technology, word processing and additional certifications. Enbridge's \$20,000 Fueling Futures grant supports Indigenous women to gain valuable experience and contribute to their communities. The program emphasizes community support and empowerment, providing a sense of purpose for the participants who are already working in the field.

Empowering Indigenous youth at a summer camp like no other

The [Outland Youth Employment Program \(OYEP\)](#) offers a transformative six-week summer camp experience for Indigenous youth aged 16 to 19. Combining high school credit courses, on-the-job training and industry certifications, the program creates a supportive community that fosters personal development and lasting relationships. Funded by provincial and private contributions, including a \$50,000 Fueling Futures grant, OYEP has a remarkable 92% high school graduation rate among participants, significantly surpassing national averages for all youth and Indigenous youth, demonstrating its success in overcoming educational barriers and empowering Indigenous youth to shape their futures.

Helping Indigenous youth combine cultural connections with modern day STEM

Actua's National [Indigenous Youth in STEM \(InSTEM\)](#) program breaks down barriers to Inuit, Métis and First Nations youth engagement in STEM fields. Reaching more than 35,000 youth annually across 200 Indigenous communities nationwide, the InSTEM program reaches K-12 youth in culturally inclusive STEM camps and workshops led by undergraduate students. Actua is also moving the dial on systemic change in Indigenous education, advancing a model of for-credit land-based learning specifically designed to increase Indigenous high school participation and graduation rates. A \$100,000 Fueling Futures grant directly supported five of Actua's InSTEM on-the-land programs in 2023, while an additional \$100,000 Fueling Futures grant was directed to Actua's Cyber Smart Education program.

Economic inclusion and partnerships

Indigenous spend targets

In December 2023, after reaching a milestone of \$2 billion in Indigenous procurement and labor spending, Enbridge announced its first external procurement target of another [\\$1 billion in cumulative Indigenous spend by 2030](#). This target expresses Enbridge's longstanding commitment toward including Indigenous communities and businesses in executing our projects and operations. For more information on Indigenous procurement, please see the Indigenous supplier program in the Supply Chain Management section on [page 71](#).



Since 2019, a partnership between Five Skies Empowerment Training and Enbridge has broadened as unions, contractors and other groups look to connect Native American job seekers to meaningful careers.

Sustainability in Action

Making connections: North Dakota nation to become first Indigenous shipper

Enbridge is proud of the business partnership with the [Mandan, Hidatsa and Arikara Nation](#) of North Dakota (MHA Nation) that will enhance economic opportunity on the Fort Berthold Reservation.

The June announcement stated that Thunder Butte Petroleum Services Inc., a wholly owned MHA Nation subsidiary, will purchase the Plaza/Wabek Pipeline from Enbridge for US\$5 million (approximately C\$6.7) and will begin the process of connecting the nation's operations with the Enbridge network – opening the door for MHA Nation to become the first Indigenous shipper on the Enbridge system. The Plaza/Wabek Pipeline is a six-inch-diameter oil pipeline travelling 50 km (31 miles) from a gathering system in the Plaza/Wabek fields to Enbridge's Stanley Terminal in Stanley, ND. The line has a transport capacity of 15,000 barrels per day.

For the MHA Nation and its membership, royalties from oil and gas development on the Fort Berthold Reservation are managed and dispersed for the benefit of the people of the MHA Nation under the direction of its Tribal Business Council. "It's another major step and positive investment that will further support the development of our energy trust assets," said Mark N. Fox, Chairman of the MHA Nation. He adds, "This will also be a significant catalyst for enhancing economic development in our region of influence."

Stimulating Indigenous economic inclusion and partnerships where Enbridge does business is a key pillar of our IRAP; this agreement represents a major step toward connecting the MHA Nation to new markets and industry partnerships.



"The opportunities to advance, not only the economic development, but the health care, the law enforcement, the education, all the aspects of our people's lives that we get the opportunity to enhance."

Monica Mayer, M.D.,
Tribal Council Woman, MHA Nation

Q & A

Indigenous partnerships: Economic inclusion driving responsible development

A conversation with Justin Bourque, President of Athabasca Indigenous Investments



One year after the historic partnership between Athabasca Indigenous Investments (Aii) and Enbridge, we met with Aii's President Justin Bourque to talk about how Indigenous partnerships are not only an essential component of economic inclusion to advance truth and meaningful reconciliation, but a model that serves to advance the transition of natural resource projects to responsible and mutually beneficial forms of development.

Q: How has Aii shifted the narrative around Indigenous communities' involvement in resource development?

Justin Bourque (JB): The narrative has truly evolved. Historically, Indigenous communities were often sidelined or seen as barriers in resource development; however, with initiatives like Aii, we're not just participants, we're leaders and partners in this space. Our communities are pro-responsible development because, for the first time, we're given a seat at the table to voice our perspectives and align our values with business practices. This shift isn't just about inclusivity, it's about recognizing the mutual benefits of responsible resource development and Indigenous partnership.

Q: Can you discuss the social and economic impacts of the Aii partnership on Indigenous communities?

JB: The impacts are both profound and practical. Through Aii, we've managed to direct investment returns toward significant community needs – education, land, infrastructure and elder care. These are not just investments in projects but investments in our future: ensuring our schools are well-equipped, lands are secured for our people and our elders are cared for. It's about creating a sustainable foundation for our communities to thrive, not just survive. This approach empowers our leaders to tailor development to our communities' unique needs and aspirations.



Q: What role do you see Indigenous communities playing in the future of resource development and environmental stewardship?

JB: Indigenous communities are key to the future of resource development and environmental stewardship. Our involvement ensures that development is not only economically viable but also ecologically responsible. We're advocating for a model where Indigenous values guide the stewardship of natural resources. Our voice in these discussions ensures that we correct historical oversights and lead toward a future where economic prosperity is not at the expense of our lands and cultures.



Learn more

[Historic equity partnership between Enbridge and 23 Indigenous communities](#)

Community engagement

Building trust through open dialogue and engagement

Engagement is essential for fostering and sustaining long-term relationships and creating value for both landowners and communities near our projects and operations. By attentively addressing community feedback and aspirations through open dialogues and partnerships, we ensure effective cooperation with all stakeholders.

Listening to and informing stakeholders in the earliest stages of project planning builds trust through transparency, helps us cultivate relationships and enables us to address, anticipate and adjust to changing stakeholder needs. A key piece of our public engagement strategy is to reach all stakeholders with an interest in our projects or operations regardless of access to communication. Our engagement teams are focused on determining the best ways to engage with communities that may have limited access to information or utilize different ways to access information compared to mainstream communication channels. We seek to understand our stakeholders' points of view and we see every engagement as an opportunity to connect with our communities.

Environmental justice

Enbridge's approach is rooted in community engagement and collaboration with stakeholders to address environmental justice concerns. This involves proactive measures with the goal of fair treatment and meaningful involvement of stakeholders in order to provide equitable access to dialogue, information and process, and to minimize the environmental impact related to a project. Enbridge actively works alongside local government and environmental organizations to support community needs through grants and project dollars, emphasizing environment, safety and inclusivity. Through these coordinated efforts, Enbridge strives to foster positive outcomes for the community and the environment.

We believe that environmental justice is fundamental to the successful development of projects and our operations. We are committed to the fair treatment and meaningful involvement of the communities we operate in, regardless of race, color, national origin or income. This approach is demonstrated by respectful and inclusive conversations with vulnerable and disadvantaged communities to identify and overcome barriers that may limit stakeholder participation in the engagement process. We believe that listening to understand the characteristics and historical context of these communities leads to better interactions and outcomes.

2023 highlights

Enbridge actively engaged with stakeholders in various ways, from educational tours to fundraisers for downtown economic development to supporting a conference held by a senior's group. Beyond working with landowners before engaging regulatory agencies, it is through this comprehensive type of public engagement that we see and learn firsthand about the needs of all groups, mitigate environmental impacts and have a positive and meaningful impact in the communities where we work. The following are examples of our work with communities from the year:

Enriching communities through engagement and empowerment

Our community engagement initiatives are designed to connect, understand and collaborate with community members. The Highlands Training Center's mission is to combat poverty by offering training, skill development and re-entry into the workforce. The Center stands as a pillar of hope, aiming to lift 1,600 children out of poverty by 2025 in the Upper Cumberland region of Tennessee, a community grappling with youth poverty rates that significantly exceed the national average. Through a multi-year commitment, we're pledging \$20,000 annually to support the center's operations and enhance the My Work Ready program. This 32-hour course aims to improve financial literacy, develop soft skills, and increase employability for those overcoming barriers such as transportation, childcare, housing and mental health challenges. This initiative exemplifies our dedication to engaging with communities by providing them with the tools they need for sustainable success.



Enbridge open house bridges community and safety in the Straits of Mackinac

Enbridge hosted an [open house](#) at the Enbridge Straits Maritime Operations Center (ESMOC) in St. Ignace, Michigan on May 2023. This event marked the first time the public was invited to tour the facility, which plays a crucial role in safeguarding the Straits of Mackinac through state-of-the-art maritime technology and safety systems designed to prevent anchor strikes on Line 5. We invited local elected officials, county commissioners, a former senator, and the general public to explore the facility, offering insights into ESMOC's 24/7 monitoring capabilities and the comprehensive emergency response equipment maintained by our operations. Hundreds of community members took this unique opportunity to learn about ESMOC's operations. Enbridge operations, emergency response, community engagement and tribal engagement teams were available to address questions and concerns, providing a comprehensive understanding of the safety measures in place for the operation of Line 5. Additionally, fact sheets were distributed, allowing guests to further their knowledge and take the information home to understand the measures taken to ensure the safe operation of Line 5.



Learn more

[Management Approach: Community engagement](#)

Sustainability in Action


Ridgeline Expansion Project

Using data and in-person engagement, to identify stakeholder needs

Enbridge is designing and plans to construct and operate the Ridgeline Expansion Project, as part of Enbridge's existing East Tennessee Natural Gas (ETNG) system. This project aims to provide the Tennessee Valley Authority (TVA) with natural gas, replacing coal-fired generation at the Kingston Fossil Plant, providing Tennesseans with a lower-carbon, cleaner-burning energy source. This shift is projected to achieve a total reduction in greenhouse gases of about 1.7 million tonnes of CO₂ equivalent per year.

A majority of the proposed pipeline route is anticipated to be adjacent to the existing system's right-of-way (ROW) where possible to minimize impacts to landowners and the environment. Our engagement teams have been meeting with various stakeholders and communities since 2021. Pending regulatory permits, construction is set to begin in the fall of 2025.

The Enbridge engagement team worked with various agencies and consulting services to identify and address community and accessibility needs. In the first engagement phase we reviewed community data, discussed key community needs and gathered insights which allowed us to adjust our plans. This initial phase also helped identify where environmental, social and health performance of affected communities mattered most and informed how we could best support local economies.



To learn more about Ridgeline, visit the [online open house](#), pictured above.

Over the past three years, the Enbridge team and contractors have travelled extensively, engaging with people who live along the ROW. For instance, we have developed community partnerships and supported key events and activities that are a part of a community's lifblood and have provided information and opportunities for dialogue about Ridgeline in ways easily accessible to community members.

The ongoing Ridgeline community engagement not only achieves our communication and risk management objectives; it demonstrates Enbridge's commitment to be a long-term community partner.

Corporate citizenship

Strengthening the safety, vibrancy and sustainability of our communities

Enbridge Fueling Futures is our corporate citizenship program that provides resources and opportunities, energizing communities where we operate to improve their quality of life for today and tomorrow. We listen, then act, through strategic community donations, partnerships and sponsorships, and a robust employee-driven volunteering and giving program. Enbridge Fueling Futures focus areas: safe communities, vibrant communities, and sustainable communities, are all in alignment with our core values. In 2023, we worked to align our giving portfolio with Enbridge's ESG goals, prioritizing investments that support diversity, equity and inclusion, and the environment.

Safe communities. We support local safety initiatives and organizations that help make our communities safer places to live. Our commitment to safety – one of four Enbridge core values – is about more than our operational safety. It's also about the safety of the communities where we live and work. Enbridge's 2023 contribution to safe communities was \$4.6 million.

Vibrant communities. Vibrant communities are places that offer opportunities for every citizen. We support activities that build potential in youth, celebrate culture and community, honor Indigenous peoples and culture and empower people to achieve their full potential. Enbridge's 2023 contribution to vibrant communities was \$11.1 million.

Sustainable communities. We support initiatives that contribute to a sustainable future by helping to improve, grow and nurture the environment, specifically projects that help advance environmental education, habitat conservation and remediation, and support energy transition. In 2023, Enbridge's contribution to sustainable communities was \$2.1 million.

Fueling Futures Employee Volunteering and Giving

Enbridge's corporate citizenship extends beyond donations and sponsorships. Enbridge team members amplify their charitable efforts in our communities through the Fueling Futures Employee Volunteering and Giving program (EVG). Employees can donate and volunteer to earn funds for the causes they care about.

Enbridge recognizes EVG as a priority and engages employees through awareness activities while championing employee participation to maximize community impact. Launched in 2021, the EVG program participation has steadily increased, from 22% participation rate in its first year to 37% in 2023. To encourage participation, we promoted EVG through the following four enterprise-wide campaigns:

- **Summer of volunteering** – More than 600 employees participated in the campaign, organized 40 volunteering opportunities, and volunteered over 10,000 hours.
- **United Way** – Our annual campaign supported more than 120 communities across North America, engaged more than 2,100 team members, and raised \$5.2 million.
- **GivingTuesday** – More than \$735,000 was directed to nonprofit organizations our employees chose to support. An additional \$12,000 was raised through various employee-led charity drives across the enterprise along with in-kind donations.
- **National Volunteer Week** – Annual volunteer recognition activities, focusing on the people and causes that inspire us to serve, recognizing and thanking volunteers who lend their time, talent, and voice to make a difference in their communities. Employees were encouraged to share an impactful volunteering moment and 10 of them were selected and recognized with Fueling Futures rewards to donate to the nonprofit organization of their choice.

The efforts of team members across our enterprise also play a key role in safeguarding the environment. Grassroots volunteer activities undertaken by Enbridge's Green Teams help promote a culture of sustainability and engagement in green initiatives. Events in spring 2023 included a pollinator planting event at Hawk Cliff, Ontario; a tree planting event and an acorn and seed planting event in London, Ontario; and plant and seed exchanges to establish plantings that would benefit local wildlife. Our Calgary Green Team led a park clean-up adjacent to the river areas of Prince's Island Park to remove waste from green spaces surrounding the downtown area.

Additionally, through the Enbridge Local Environmental Action Fellowship (LEAF) program, 12,500 trees were planted along Enbridge's service area in Ontario. This contributed to the cumulative planting of 25,000 trees over three consecutive years, reducing the carbon footprint by approximately 665 tonnes of CO₂.

Enbridge Fueling Futures community impact

\$23.4M

invested through our Enbridge Fueling Futures programs. See our [interactive community investments map](#) to learn more about our partner organizations.

80,284

volunteer hours by Enbridge employees

4,128

organizations supported

Sustainability in Action

Conservation takes flight

Enbridge’s 30-year collaborative partnership with Ducks Unlimited (DU) focuses on wetland preservation and restoration.

Since 1986, Enbridge has invested more than \$1 million in DU’s work to focus preserve critical wetland habitats that support waterfowl, other wildlife species and the broader ecosystem. As one of the largest conservation organizations with more than 640,000 members, including nearly 40,000 volunteers, DU has been driving meaningful impact through conservation projects across Canada and the U.S.

The environmental education component, which often accompanies these efforts, fosters a deeper understanding of society’s interconnectedness with nature and the urgent need for conservation support. Wetlands cover only 6% of the Earth’s land surface; however, 40% of all plant and animal species live or breed in wetlands. They are quickly disappearing due to human activities such as drainage and infilling for agriculture and construction, pollution, overexploitation of resources, introduction of invasive species and relative sea level rise.¹

Losing these wetlands has consequences that include the loss of natural filtration systems that improve water quality in streams and underground aquifers, the recharging of groundwater as wetlands slowly release water into the ground, and protection from flooding. Beyond the environmental implications, wetlands play a significant role for scientific research and contribute to overall well-being through their cultural and recreational benefits.

¹ <https://www.un.org/en/observances/world-wetlands-day>

In 2023, Enbridge supported the following important DU projects:

Great Lakes Initiative

In Canada, funding will support the conservation, restoration and management of wetlands in Ontario. In the U.S., Enbridge funding will help DU with ongoing efforts to restore important wetlands at the Shiawassee National Wildlife Refuge near Saginaw, Michigan. A portion of the funding will support DU’s efforts to educate and engage Enbridge employees about wetland conservation and its importance to people and wildlife.

Habitat restoration in Wyoming and Nebraska

Five other key DU projects, each recipients of \$5,000 Fueling Futures grants, were aimed at improving the landscape for waterfowl, wildlife and surrounding communities. The first project, the Fleisbach Wildlife Management Area in Nebraska, restored and enhanced one of the most important publicly owned wetlands and wildlife habitats in western Nebraska along the North Platte River. The second project, the Southern Prairies and Playas Initiative in Oklahoma, focuses on the restoration, enhancement and protection of key grasslands and wetlands used by millions of waterfowl as they migrate through the Central Flyway each year.

The Wyoming project, slated for completion in 2024, will focus on similar upgrades to two important public recreation and habitat areas: the Yellowtail Wildlife Habitat Management Area and the Renner Wildlife Habitat Management Area. In the Sunflower State, Enbridge supported DU’s Kansas Water Initiative, a comprehensive program to ensure water quality and quantity, mitigate floods, and deliver win-win scenarios for farmers, ranchers, and other landowners across the state. Finally, Enbridge supported DU’s efforts to restore wetlands on Horseshoe Lake State Park along the Mississippi River in the Greater St. Louis area. To create an environment where wetland-dependent wildlife can thrive, the project will enhance infrastructure to facilitate habitat management. With improved water control, wetland managers



can provide better habitat conditions for migrating waterfowl. All areas are nationally recognized for their importance to migratory birds. Providing healthy habitat for waterfowl travelling to and from their breeding grounds is critical to helping them reach their destination in the best condition possible so they can produce the next generation.

The key to success for programs like these is collaborative partnerships with state and federal natural resource agencies, nonprofit organizations, and other private donors.

Governance

“The energy transition is complex and challenging, but Enbridge is committed to being part of the solution—and good governance practices are key to our Board’s ability to effectively steer the Company through this transition.”

Pamela L. Carter,
Chair, Board of Directors

Inside this section

- 63 Corporate governance
- 67 Ethics and compliance
- 69 Enterprise risk management
- 70 Cybersecurity
- 71 Supply chain management
- 74 Political advocacy and accountability
- 77 Privacy



Relevant SDGs

5

50%

female representation
on Board

50%

underrepresented
ethnic and racial
groups on Board

\$335M

supply chain spend with
Indigenous businesses
and communities



Corporate governance

Enbridge is dedicated to clear and transparent disclosure and maintaining robust corporate governance that fosters the long-term interests of our stakeholders, enhances accountability for our Board and management, and cultivates public confidence in our Company.

Our Board of Directors is elected by Enbridge's shareholders and is responsible for overseeing the business and affairs of our Company. Our corporate governance principles, policies and practices are consistent with our values and aligned with the rules and requirements applicable to our business.

Enbridge is guided by a Board composed of accomplished and experienced business leaders, who bring their diverse expertise and wide-ranging leadership perspectives to the table. Our Company strives to maintain an appropriate balance of skills, expertise, tenure and diversity to provide sound guidance on the Company's strategy, operations and interests. Currently, 58% of our Board self-identifies as one of the following: Aboriginal person,¹ a person with a disability, a member of a visible minority, or 2SLGBTQ+, all adding important diverse perspectives that contribute to balanced and sound governance.

Strong Board refreshment practices ensure we consistently introduce new ideas and expertise, including directors' skills in energy transition, new energy technologies, and stakeholder engagement.

Board training and engagement

Enbridge has been advancing diversity, equity and inclusion by providing a variety of courses to educate and equip employees to model inclusive behaviors and foster an inclusive workplace. Demonstrating their commitment to these values, all Board directors standing for election at the 2024 annual meeting of shareholders completed online courses throughout the prior year. Focus topics included unchecked bias, racial injustice and Indigenous awareness.

¹ "Aboriginal person" has the same meaning as in section 3 of the Employment Equity Act (S.C. 1995, c. 44) and is a designated group for the purposes of diversity disclosure pursuant to the Canada Business Corporations Act (R.S.C., 1985, c. C-44).

In February 2023, Board members hosted Indigenous leaders from Canada and the U.S. to hear perspectives and receive feedback on Indigenous community priorities, explore opportunities for further collaboration, and help advance reconciliation. The Board values these engagements and intends to meet regularly with Indigenous leaders as part of broader efforts to engage with diverse and valued voices at the Board level.

Our ESG goals

By 2025
representation
on the Board of



40% women

20% underrepresented
ethnic and racial
groups



Sustain leading ESG
reporting standards

and evolve with best practices

We are proud to have successfully met our targets for both women and underrepresented ethnic and racial groups on our Board, reflecting a commitment to inclusivity and the recognition of diverse voices to help shape the Company's direction.



Learn more

[2024 Management Information Circular](#)

[Corporate Governance Principles and Guidelines](#)



Gaurdie E. Banister Jr. Championing diversity in Enbridge's boardrooms

Enbridge Board member Gaurdie E. Banister Jr. has been [recognized among the Top 25 Black Board Members](#) in the U.S. by BoardProspects, marking a significant achievement in his distinguished career. This accolade acknowledges Gaurdie's wealth of experience and contributions to driving business growth through board service. The selection process was conducted by a committee comprising current public board members, executive recruiters, and the BoardProspects team. This award not only applauds Gaurdie's accomplishments, but also emphasizes the importance of diverse voices in shaping effective corporate governance. Gaurdie is Chair of Enbridge's Safety and Reliability Committee and also sits on the Audit, Finance and Risk Committee.

Board governance principles

Principle	2023 status or update
Accountability – Strong Board and committee oversight and risk management practices	We strive to ensure that our Board members are well equipped to oversee sustainability matters, including climate change risk and the energy transition.
Independence – Separate Chair and CEO; Chair independence	<ul style="list-style-type: none"> • 11 of 12 directors are independent, including Board Chair • Separate Chair and CEO • 5 of 5 Board committees composed entirely of independent directors
Diversity – Diversity of thought, experience, perspectives and skills	<p>This principle is supported by our written Diversity and Inclusion Policy, which outlines the importance of diversity in meeting the Board’s oversight and stewardship responsibilities.</p> <ul style="list-style-type: none"> • Board Chair plus two committee chairs are women • 6 of 12 directors are women (50%) • 58% of directors self-identify as an Aboriginal person, a person with a disability, a member of a visible minority or 2SLGBTQ+ • The average age of directors on the Board is 62: <ul style="list-style-type: none"> – 4 of 12 are under 60 (33%) – 7 of 12 are between 60 and 69 (58%) – 1 of 12 is above 70 (8%) <p>As part of our Board succession planning process, we regularly assess overall Board composition, using a skills matrix to maintain a balance of diverse perspectives, backgrounds and experiences.</p>
Transparency – Robust financial and sustainability reporting aligned with SASB, GRI and TCFD	We have steadily expanded and enhanced our sustainability reporting practices over the past 23 years, and we maintain an enterprise-wide, multi-functional ESG disclosure working group to promote clarity, consistency and data quality across our sustainability reporting. In the 2024 Management Information Circular , we have added sections describing our corporate vision and strategy (page 7), 2023 sustainability and ESG highlights (page 9), our approach to Scope 3 emissions (pages 10–11) and the Board’s oversight of cybersecurity (pages 45–46). Our 2023 Sustainability Report contains detailed information on methane emissions. In addition, we expanded the categories of Scope 3 emissions that we report on and enhanced the transparency of our Scope 3 reporting. For more information on our sustainability disclosures, see the 2023 ESG Datasheet and Content indices .



To support accountability for our IRAP commitments and to ensure that our decisions reflect Indigenous rights and knowledge, Enbridge has committed to:

- Establish an Indigenous advisory group (IRAP Goal 6.1)
- Ensure executive sponsorship and commitment to achieving IRAP goals and ensure IRAP implementation and support mechanisms are established and aligned across the Company (IRAP Goal 6.2 and 6.3)
- Continue to conduct Indigenous Sharing Circles with participation from the Executive Leadership Team (IRAP Goal 6.3)


Our Board of Directors



Gregory L. Ebel
President & CEO, Enbridge
Director since: 2017
Independent: No



Pamela L. Carter (Chair)
Director since: 2017
Independent: Yes



Mayank (Mike) M. Ashar
Director since: 2021
Committee(s): ● / ●
Independent: Yes



Gaurdie E. Banister Jr.
Director since: 2021
Committee(s): ● / ●*
Independent: Yes



Susan M. Cunningham
Director since: 2019
Committee(s): ● / ●*
Independent: Yes



Jason B. Few
Director since: 2022
Committee(s): ● / ● / ●*
Independent: Yes



Theresa B.Y. Jang
Director since: 2024
Committee(s): ● / ●
Independent: Yes



Teresa S. Madden
Director since: 2019
Committee(s): ● / ●*
Independent: Yes



Manjit Minhas
Director since: 2023
Committee(s): ● / ●*
Independent: Yes



Stephen S. Poloz
Director since: 2020
Committee(s): ● / ●*
Independent: Yes



S. Jane Rowe
Director since: 2021
Committee(s): ● / ●
Independent: Yes



Steven W. Williams
Director since: 2022
Committee(s): ● / ●*
Independent: Yes

Board Committees

- Audit, Finance and Risk Committee
- Governance Committee
- Human Resources and Compensation Committee
- Sustainability Committee
- Safety and Reliability Committee
- * Committee Chair

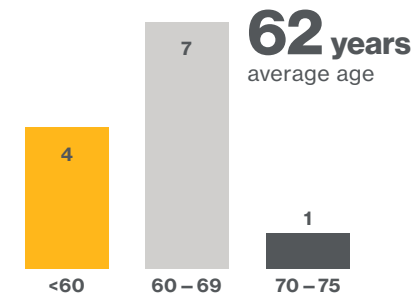
Ethnicity, race and gender

58% self-identified as an **Aboriginal** person, a person with a **disability**, a member of a **visible minority** or **2SLGBTQ+**

50% underrepresented ethnic and racial groups

50% women
Board Chair plus two committee chairs are women

Age



Tenure

3.42 years average tenure of current directors

2 new directors appointed to our Board in the past year

Sustainability and ESG governance

Our approach to sustainability engages every level of the Company, from the Board to our employees. Oversight of sustainability and ESG matters is integrated into the responsibilities of the Board and all five of our Board committees. This robust governance structure promotes accountability, supports our progress against ESG goals and enables continuous improvement.

- Environment
- Social
- Governance



Ethics and compliance

Championing legal and ethical excellence while building a culture of accountability

Enbridge employees, and the suppliers and contingent workers who engage with us, share the responsibility of maintaining the highest standards of business conduct. This commitment to ethical practices not only fosters transparency in our performance but also plays a crucial role in advancing our ESG goals and contributing to the overall sustainability of our business.

The Audit, Finance and Risk Committee of the Board oversees the Ethics & Compliance program, which our ELT and our Chief Compliance Officer are accountable for managing. The program and related procedures are intended to ensure ongoing compliance with laws, regulatory requirements and fundamental internal policies.

Our Statement on Business Conduct (SOBC) is the foundation of our commitment to ethics and compliance. Upon joining Enbridge and annually after that, all active employees and contingent workers are required to complete SOBC training and certify their compliance with its provisions. They must also disclose any actual or potential conflicts of interest.

We maintain a rigorous commitment to ethical practices, achieving an almost 99.9% completion rate for our annual online SOBC certification to all active employees and contingent workers. Vendors and third parties are expected to adhere to Enbridge's ethical standards as outlined in the SOBC and the Supplier Code of Conduct. Additionally, we implement a Fraud Awareness training on a three-year certification cycle, with the next session scheduled for rollout in 2025.

Through the annual Ethical Culture Survey, Enbridge's Ethics and Compliance team gathers insights into the organization's ethical and speak-up culture by assessing employee perceptions. This data informs the creation of targeted communication, training and awareness campaigns for the forthcoming year, ensuring continuous improvement and reinforcement of ethical behaviors across the Company.

Our Anti-Bribery and Anti-Corruption program includes policies, procedures and training to prevent violations of anti-bribery and anti-corruption legislation, as well as money laundering, facilitation of tax evasion and terrorist financing. In 2023, we introduced an automated system whereby individuals booking travel to countries at higher risk of corruption receive notification of this increased risk and links to our related policy and ethics contact information.

Through our Third-party Risk Management program, we also continue to screen and monitor our suppliers and other third parties for bribery and corruption, money laundering, terrorist financing, facilitation of tax evasion, sanctions and human rights-related risks. The third-party risk management program also continued to play an essential role in responding to the economic sanctions that began to be imposed in 2022 as a result of the ongoing geopolitical conflict between Russia and Ukraine. This ongoing monitoring activity provides a more holistic view of third-party risk across the Company. Enbridge recently established a cross-functional executive committee to provide a more comprehensive view of third-party risk across the Company.


We intend to continue to work according to all external regulations and laws to prevent fines, penalties and violations, whether monetary or non-monetary. Any such penalties in excess of C\$10,000 and US\$10,000 (depending on the country in which they occurred) are disclosed in the Appendix to this report (see [page 85](#)).

Speak-up culture

Our Whistle Blower Policy sets out the procedures for reporting concerns about potential fraudulent or inaccurate accounting, auditing or financial reporting violations, ethical misconduct or violations of law or policy. It also indicates how such matters are handled. The Policy articulates Enbridge’s approach to preventing further violations of policy as well as our prohibition of retaliation against any person making a complaint in good faith.

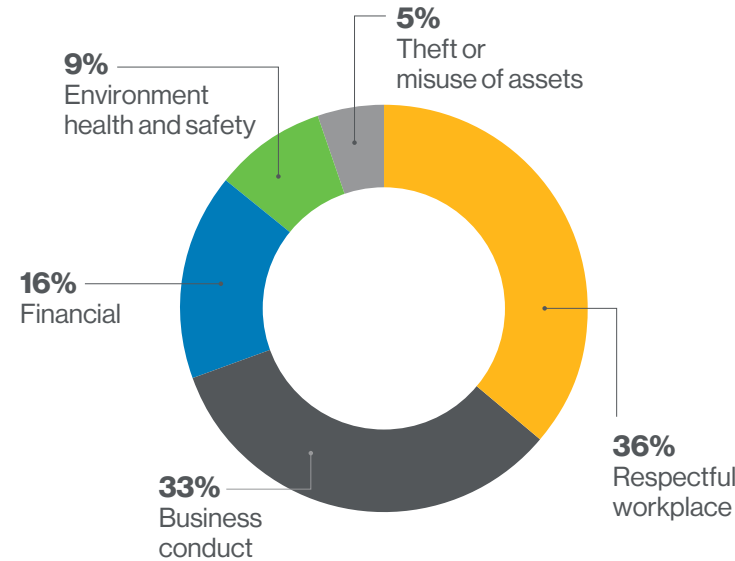
We encourage employees to report concerns regarding violations of legal and ethical obligations to either their people leader or to the Human Resources, Legal, Internal Audit or Ethics & Compliance departments. Should team members feel uncomfortable reporting their concerns through these channels, the Ethics Helpline allows the option of filing a report confidentially and anonymously. This mechanism is available 24/7 via telephone, online and SMS. It also allows stakeholders to ask questions about the Company’s governing policies and practices. To reach Enbridge ethics and compliance, visit www.enbridgeethicshelpline.com or call 1-866-571-4989.

In 2023, 129 matters were received through the Ethics Helpline, compared to 167 in 2022. Anonymous reporting represented 47% of all reports.

-  **Learn more**
- [Our Statement on Business Conduct](#)
- [Whistle Blower Policy](#)
- [Political Contributions Policy](#)

Further details on our focus on ethics and compliance can be found in our [2024 Management Information Circular](#) on pages 40–42.

2023 Ethics Helpline reports by category (% of reports)



Values in Action: Integrity

Leading with Integrity

Enbridge recently created a Leading with Integrity Award, which celebrates employees who have led with integrity and have made a positive impact by acting courageously, speaking up, and actively promoting business ethics, transparency and accountability.

More than 180 award nominations were received as employees shared positive stories about peers across the Company “doing the right thing.” Recurring themes where people flexed their integrity muscles included demonstrating honesty, transparency, accountability and advocacy in challenging situations. Inaugural awards were presented by Chief Compliance Officer, Lisa Wilson, during Corporate Compliance and Ethics Week.

One of the award recipients, LP TIS Business Relationship Manager Saurabh Goel, was recognized for taking ownership of issues and collaboratively working with others to resolve problems. Peers recognized Saurabh for proactively taking the lead on communications and working with multiple teams to get a program back on track, noting that due to his proactive leadership, “We are now back to “Green” status on that program. The business appreciates the transparency and efforts involved which resulted in a significant savings of time.”

Enterprise risk management

Our success is highly dependent on our ability to identify and manage potential risks. Effective risk management not only builds resilience for our business but also significantly contributes to the safety of our people and the communities we serve.

The Board and its five standing committees (Audit, Finance and Risk Committee; Sustainability Committee; Governance Committee; Human Resources and Compensation Committee; and Safety and Reliability Committee) are responsible for identifying and understanding the Company's principal risks and ensuring that appropriate systems are implemented to monitor, manage and mitigate those risks. Board committees have oversight over risks within their respective mandates. For a complete list of Board committee accountabilities, refer to each committee's [terms of reference](#).

Oversight of sustainability and ESG matters, including climate, is integrated into the responsibilities of the Board and all five of our Board committees. The full Board is directly engaged in driving our sustainability practices and performance and how we are positioned to support the energy transition – including as part of our annual strategic planning process. For more information on the Board's oversight of risk, including sustainability and ESG matters, see the [2024 Management Information Circular](#) on pages 44–46.

Corporate Risk Assessment

Each business unit at Enbridge takes an active and comprehensive risk management approach to identify, evaluate and mitigate risks to our strategic priorities. This process is supported by continuous monitoring and regular reporting to senior management and the Board, specifically overseen by the Audit, Finance and Risk Committee (AFRC). Annually, a central function team conducts the Corporate Risk Assessment (CRA), compiling a report on Company-wide risks and mitigation efforts supporting the prioritization of risks and treatment efforts. This proactive approach to risk management informs our multi-year operations, integrity and maintenance plans, as well as our overall strategy. Additionally, it aids in the early identification and preparedness for emerging risks.

To better identify, manage and mitigate risk, each Board committee reviews the risk categories in the CRA report that are relevant to their mandate. Board committees may authorize the implementation of systems to address risks within the scope of their responsibility and monitor them for effectiveness. Each committee reports to the Board, which coordinates the Company's overall risk management approach. Management provides reports to the Board at each regular meeting to review and help manage top risks and identify trends.

The 2023 CRA identified risks in the following areas: safety and operations; strategy and competition; cyberattacks and security breaches; financial risks; human resources; brand and reputation; and legal, regulatory and compliance requirements. Our [2024 Management Information Circular](#) (pages 44–46) and our [2023 Annual Report](#) (pages 45-61) provide further details on these risks and Board and management accountability.

Key ESG risks in 2023

- Cybersecurity has been identified as a top risk, as attacks against participants in our industry have continued to increase in sophistication and frequency over the past several years. For more information on the Board's oversight and our approach to cybersecurity matters, see [page 70](#).
- Climate change has the potential to significantly impact our business. In 2023, CRA participants were asked to report on whether their risk and treatment assessments were impacted by physical risks or transitional risks related to climate change. Physical risks are those risks associated with more frequent or more severe weather events while transitional risks are those inherent in changing strategies, policies or investments related to the shift to a lower-carbon economy. More information on the oversight mechanisms and processes in place to identify, assess and manage climate-related risks and opportunities can be found in our TCFD disclosure on pages 4–23 of the [2023 ESG Datasheet](#).

Our resilience is strengthened through cultivating a robust risk management culture. We encourage everyone in the Company to be alert and ready to deal with risks. We identify, communicate and report risks quickly, we care for each other's safety, and we adapt to changing opportunities and threats aligned with our strategic priorities.

Cybersecurity

As a provider of essential energy infrastructure, we adopt the same attitude toward cyber safety as we do toward our physical safety: we are always alert, cautious and ready to respond immediately to any concerns and threats. Cybersecurity is a vital aspect of how we help protect Enbridge and our customers.

We constantly evaluate our cybersecurity standards, conduct regular exercises to test our response and recovery capabilities, and monitor for potential threats. To further reduce risks, we work with government agencies and regulators and participate in external events to learn and share best practices. We also engage independent third parties to assess our cybersecurity program and ensure continual improvement.

As with any operational risk, Enbridge maintains a strong governance structure around cybersecurity. Our Board of Directors is responsible for oversight of cybersecurity, particularly, the Safety and Reliability Committee and the Audit, Finance and Risk Committee. The Technology and Information Services function is managed centrally by the Senior Vice President & Chief Information Officer to provide a clear line of sight into how well our policies drive improvements. The Vice President & Chief Information Security Officer, who reports to the Senior Vice President & Chief Information Officer, is accountable for the enterprise-wide cybersecurity management program. Each committee receives quarterly reports from management on cybersecurity matters that are specific to their respective oversight and responsibilities: the Audit, Finance and Risk Committee focuses on cybersecurity's impact on financial data, while the Safety and Reliability Committee oversees cybersecurity's impact on operational safety and integrity.

Foundational elements of our cybersecurity program:

- Aligned with applicable requirements and industry best practices, such as National Institute of Standards and Technology (NIST); Transportation Security Administration (TSA) Pipeline Security Directives and Guidelines; International Organization for Standardization (ISO); American Petroleum Institute (API); Canadian Standards Association (CSA); and U.S. Securities and Exchange Commission (SEC)
- Enbridge teams identify existing and emerging adversaries, identify vulnerabilities with software and systems that have the potential to cause damage, and respond using a formal risk management process
- A robust cybersecurity incident response plan is tested and updated regularly using business unit-driven exercises and scenarios
- Effective security awareness and training program is in place for all employees and contractors that must be completed upon hire and annually thereafter

Key 2023 updates:

- Improved remediation of vulnerabilities on external facing assets
- Implemented additional layers of security on key infrastructure and accounts
- Implemented controls to further restrict internet access to and from technology assets
- Delivered enhanced security training to high-risk roles such as software developers, technologists, command operators, and privileged users
- Increased the frequency and complexity of phishing tests that reflected new types of attacks and risks
- Completed third-party assessment of our cybersecurity program against the NIST framework, which placed us ahead of the oil and gas industry average



Our ESG goal



Advance effective cyber defense programs to protect information and services

Supply chain management

Building resilience in our supply chain

A strong, diverse supplier community is essential to the resiliency and sustainability of our supply chain and contributes to the vitality of the communities where we live and work. We also understand effective supply chain management is critical in achieving our ESG goals. This involves taking actions to reduce environmental impacts, upholding ethical practices and active engagement with suppliers and communities to enhance economic inclusion. Mitigating risks, embracing responsible business conduct and transparency are practices which foster a strong and resilient supply chain that can navigate disruptions which may occur and contribute to the overall sustainability of our business.

Our approach

Supply Chain Management is a centralized function within Enbridge responsible for all aspects of the Company's supply chain management process including planning and governance, strategic sourcing and tactical procurement, materials management, logistics, accounts payable and contract management.

Enbridge maintains a Supplier Code of Conduct (Code), which outlines ethical standards and business conduct requirements our suppliers must adhere to. Enbridge suppliers must adhere to the Code which is incorporated into contractual requirements. To foster a culture of transparency and integrity we actively look for opportunities to improve our supply chain practices and ensure our suppliers are aligned with our ethical standards and values.

In our effort to build and maintain a resilient and sustainable supply chain, we proactively address potential challenges by implementing measures early in the supplier engagement process. These include

a thorough third-party risk management process, integrating ESG considerations into our supplier relationship management meetings, incorporating key inquiries in our Request for Proposal questionnaires and reinforcing our Supplier Code of Conduct during the supplier onboarding process. We also ensure our on-site suppliers understand and commit to our safety requirements.

Policies in support of human rights and socially responsible business practices

Respect for human rights is embedded in our core values and all aspects of our business. Our operating practices are informed by the United Nations (UN) International Bill of Human Rights, the International Labour Organization (ILO) Declaration on Fundamental Principles and Rights at Work, the UN Guiding Principles on Business and Human Rights and the Organisation for Economic Co-operation and Development's Guidelines for Multinational Enterprises. Enbridge has been a signatory to the UN Global Compact since 2003 and reports on progress annually. Enbridge requires suppliers to uphold human rights, labor, health and safety, environmental and business ethics practices prescribed in our policies.



Learn more

[Sustainability Policy](#)

[Our Statement on Business Conduct](#)

[Supplier Code of Conduct](#)

[Supplier Diversity Policy](#)

[Indigenous Peoples Policy](#)

[Fighting against forced labour and child labour in supply chains](#)

Fighting against forced labour and child labour in supply chains

Enbridge has policies and processes in place to prevent and reduce the risks of forced labor and child labor. These policies and processes apply enterprise-wide and support our commitment to human rights including preventing and reducing the risk of forced labor and child labor in our operations and supply chains. We have a zero-tolerance policy for human rights abuses which extends to the use of forced labor and child labor. Our commitment is supported by an internal Third-Party Risk Management (TPRM) program which is designed to screen, evaluate and continually monitor suppliers and prospective suppliers to identify potential risks, including human rights (in addition to sanctions, anti-bribery/anti-corruption, and anti-money laundering, terrorist financing and facilitation of tax evasion laws). We also use EcoVadis, a leading platform, for supplier sustainability assessments and performance management for our top suppliers in four key dimensions including labor and human rights, along with environment, ethics and sustainable procurement. To learn more about the steps Enbridge takes to prevent and reduce risks of forced and child labor, please review our [Fighting against forced labour and child labour in supply chains report](#) which includes detailed information about our due diligence processes for supplier onboarding, ongoing supplier management and contractual requirements.

Supplier engagement

One of our key initiatives to support supplier resiliency and diversity is hosting regular webinars on various topics related to ESG matters. These webinars cover topics such as reporting emissions, improving EcoVadis ESG scores and increasing Tier 2 supplier diversity. We partnered with EcoVadis, a global leader in supply chain ESG ratings, on several webinars to share best practices and insights on supplier diversity. In addition to these group sessions, we also engaged with our suppliers individually, discussing various ESG topics, including the EcoVadis scorecard and reviewed contracts with the supplier and the Enbridge leadership team to ensure the key performance indicators set out in our contracts were met.

In our second year of assessing the sustainability performance of key suppliers through EcoVadis, we expanded the scope and more than doubled the number of suppliers assessed, totalling 234 suppliers, of which 170 underwent a re-assessment this year. Participation by suppliers is not required but rather positioned as a collaborative and informative process. Evaluation spans four critical pillars: environment, labor and human rights, ethics and sustainable procurement. Each pillar is individually scored, contributing to an overall roll-up score which guides our commitment to responsible supplier engagement. Notably, we have also incorporated an incremental use of EcoVadis for a carbon maturity assessment, involving a secondary questionnaire focused on carbon management and performance. The following represents key highlights from this second year of supplier assessment:

- Suppliers rated by EcoVadis more than doubled from 113 to 234, representing 29% of key suppliers
- Suppliers with a carbon performance rating increased from 62 to 174, marking a 181% increase and accounting for 23% of key suppliers
- Suppliers sharing Scope 1, 2 and 3 emissions increased from 13 to 69, which constitutes 9% of key suppliers

Supplier diversity program

At Enbridge, our [supplier diversity program](#) is inclusive of, but not limited to, certified diverse businesses that are at least 51% owned, managed, and controlled and certified by a recognized third party categorized as any of the following: Minority-Owned, Women-Owned, LGBTBE, Veteran-Owned, Service-Disabled Veteran-Owned Small Businesses, Small Disadvantaged Businesses, as well as businesses located in Historically Underutilized Business regions.

In 2023, we made strong progress on Indigenous and non-Indigenous supplier diversity efforts:

- Total spending on non-Indigenous certified diverse suppliers (Tier I) was \$344 million, a 9% increase from 2022 to 2023
- Total spending on non-Indigenous certified diverse subcontractors (Tier II) increased by 85% from 2022
- The number of suppliers reporting non-Indigenous certified spend with diverse subcontractors (Tier II) increased by 23% from 115 in 2022 to 142 in 2023
- Total Indigenous supplier spend was \$335 million

“Supplier diversity at Enbridge transcends a mere program; it embodies our dedication to inclusivity and manifests our commitment through tangible actions. By creating equitable opportunities for diverse suppliers to vie for business, we not only foster a culture of inclusivity but also make a meaningful economic contribution to the communities where we live and work.”

Kim Movold,
Director SCM Strategy & Performance Excellence

Indigenous supplier target and engagement

In December, Enbridge announced its first Indigenous external procurement target of C\$1 billion in cumulative Indigenous supplier spending by 2030. This target demonstrates Enbridge's longstanding commitment toward the inclusion of Indigenous communities and businesses in the execution of our projects and operations.

We value our engagement with Indigenous communities and suppliers and our IRAP includes a commitment to hold eight supplier sessions over two years. In 2023, we held four online sessions with 137 attendees. The sessions provided an opportunity for attendees to learn about the supplier quality and safety prequalification process and contracting process as well as designated contacts within the supply chain. In addition to these online sessions, we hosted three Indigenous business summits in Michigan. Approximately 25 Tribal businesses attended our 2023 Tribal Business summits where Enbridge provided information on how to become an Enbridge supplier and share upcoming supplier needs for area-specific projects.



In addition to advancing other supplier diversity initiatives described on this page, Enbridge has committed through our IRAP to:

- Advance opportunities for Indigenous businesses to participate in Enbridge's supply chain (IRAP Focus 3.2)
- Establish Indigenous spend targets (IRAP Focus 3.3)

Q & A

Strengthening supply chain resilience through diversity: Solaris Management Consultants

A conversation with Avi Salh, CEO, Solaris Management Consultants



From its humble beginnings in 1993, Solaris Management Consultants (Solaris) is now one of the largest privately held engineering firms in B.C. Certified as a minority business enterprise through the Canadian Aboriginal and Minority Supplier Council (CAMSC), the Solaris team is driven by a commitment to their Indigenous Peoples Policy and by core values that are integral to their success. We spoke with founder Avi Salh about the company's journey and the role that sustainability and strong relationships play as a leader in the energy industry.

Q: What did early days at Solaris look like?

Avi Salh (AS): Knowing it would be a challenge to win projects from large, established engineering companies, we started by offering free services to gain experience and establish ourselves. We focused on the client and their challenges, and how we could help them reach their goals. I realized I wasn't just building a company and a reputation – I was building relationships. Offering solution-based services, Solaris grew by taking on small pipeline and well-site projects. I never stopped knocking on doors, and always took the time to listen to existing clients to ensure we met our obligations.

Q: What are the values by which you conduct your daily business?

AS: Solaris values of Integrity, Community, Adaptability, Relationships and Engagement (ICARE) are compatible with our belief that a diverse workplace fuels creativity, drives innovation and results. Our diverse workforce equips us with the cultural competencies necessary to work across the many jurisdictions where we operate while attracting diverse talent.

Q: At what point did Solaris' growth gain significant traction?

AS: With a growing and dedicated staff, we began engaging energy producers from all over North America. Utilizing a scale-to-fit approach, we successfully took on multi-million-dollar capital projects, while still maintaining the quality and care inherent in our smaller projects. In addition to delivering engineering and project execution services, Solaris and our group of companies evolved into an end-to-end solutions provider, including concept development, engineering and procurement, construction management and commissioning,

research and development, clean tech, fabrication, and operator training and competency management.

Q: How does sustainability drive the performance of your company?

AS: Solaris recognizes the value of lower-carbon practices and innovation, whether it's through project design work, or reducing our corporate environmental impact. We also believe that our diverse workforce, learning about the needs of different groups, relationship building, and our ICARE values are instrumental to our ongoing success and the success of our clients.

We research best achievable technologies and promote sustainable solutions in all our designs, and we foster relationships with clients who also focus on a safe, sustainable and prosperous energy industry. Safety is built into every aspect of our offerings, with an audited Health, Safety and Environment management system. In 2023, we began using EcoVadis and were proud that we scored higher than 72% of all companies. Through EcoVadis' feedback, we continue to look for new and innovative ways to deploy our continuous improvement ESG initiatives.

Q: Why do you think your 15-year partnership with Enbridge has been so productive?

AS: Our Enbridge projects are rewarding to execute because our core values are well aligned. We have delivered, or are in the process of executing, over 16 large-horsepower new compressor unit additions. We work collaboratively to incorporate innovation, best practices and design standards, including advancing EMD design to reduce carbon emissions.

"The Solaris ICARE values drive every individual at Solaris, translating into an inclusive spirit, bringing a diversity of backgrounds together, encouraging learning, teaching, and the advancement and well-being of all."

Avi Salh,
CEO, Solaris Management Consultants

Political advocacy and accountability

Driving change to fuel quality of life

To support our enterprise-wide strategic priorities and help promote a more sustainable and equitable future, Enbridge contributes to the development of responsible public policies through engagement with government, regulatory and public policy processes in the jurisdictions where we operate. Our efforts follow all applicable laws, ethical obligations, and our own Political Contributions Policy. We file lobbying reports with the Office of the Commissioner of Lobbying of Canada, the U.S. Congress and state, provincial and municipal agencies.

Our participation in consultations, workshops, hearings, working groups and conferences provides an opportunity to present our research and positions on various topics and hear and understand perspectives from a range of stakeholders, and helps advance sound public policy. Our ongoing advocacy work reinforces the critical role for all forms of energy, the need for permitting reform and for the incentives and policies required to invest in the energy evolution. We need to support an affordable and sustainable energy transition to meet the needs of people and the planet.

We are committed to support the development of responsible public policy in the energy infrastructure industry. The Board of Directors reviews and approves the Company's strategic plan and oversees its implementation, including energy transition and progress toward our net-zero goals. The Board and Sustainability Committee have stewardship over political lobbying activities, providing oversight on our approach and ensuring alignment with the Company's interests and strategic priorities, in accordance with our values, [Political Contributions Policy](#) and [Our Statement on Business Conduct](#).

Policies for a sustainable energy future

At Enbridge, we engage in public policy discussions to enable a sustainable energy future. Millions of people throughout North America and beyond rely on the energy we deliver for the quality of life they have come to expect. Affordable, reliable energy is essential to economic prosperity – keeping businesses and industries competitive, supporting jobs and families.

As energy demand continues to grow – driven by more people on the planet and a desire to improve global living standards – the call for comprehensive public policy that balances the challenges of accessible and affordable energy with meaningful actions to address global climate goals has never been louder.

Enbridge offers these four pillars as the basis for achievable, forward-thinking and durable public policies that can begin to address the dual challenges of energy security and climate change:

- 1. Realizing our North American advantage: Integrated energy markets**
 The U.S. and Canada offer abundant resources to keep the lights on at home and abroad, power our nations' economies, and enhance our energy security and affordability. By harmonizing regulations and enabling energy supply chains across our borders, we can reinforce North America's position as the world's most reliable, affordable and sustainable energy provider.
- 2. Balancing our approach: Conventional and lower-carbon energy**
 By reducing the emissions of existing processes, turning promising technologies into scalable solutions, repurposing existing infrastructure (for example, blending hydrogen into natural gas distribution networks) and continuing to invest in new, lower-carbon infrastructure, including renewables, we can create a North American competitive advantage. We need practical public policies and incentives in lower-emissions technology to promote investment at an accelerated scale and speed.

- 3. Encouraging investment: Predictable, consistent permitting processes for energy infrastructure projects**
 Permitting reform is necessary to ensure predictable, inclusive and timely review of critical energy infrastructure projects. Energy demand is increasing around the world but delivery capacity to connect supply and demand is lagging due to inefficient, overlapping and inconsistent regulatory reviews and legal challenges. An inability to build linear energy infrastructure in a timely manner – from transmission lines to pipelines – drives up the price of energy, degrades environmental performance and chills investment.
- 4. Bringing everyone along: Economic participation and reconciliation**
 The energy transition can be, and needs to be, equitable and just for everyone. Engagement with diverse communities and Indigenous peoples/Tribal Nations should generate shared socio-economic benefits, advance reconciliation efforts and facilitate equity as part of the energy development process.



Learn more

Enbridge belongs to trade associations that offer opportunities to collaborate on issues important to us and our industry. It is important we are transparent on our positions to ensure we continue to have constructive relationships with our associations. In 2023, we conducted a review of how eight key trade associations' climate-related activities and positions align with ours. As a result of this review, we found one that we deemed to be partially aligned and no misalignments. Our detailed [Climate Lobbying Report](#) assessment is updated every two years.

2023 highlights

North America is endowed with abundant, low-cost natural gas resources, pivotal for the energy transition and global decarbonization. We remain steadfast in our position that energy diversification is needed and that natural gas is a critical part of the equation in providing the energy the world currently requires and facilitating a sustainable shift away from coal. Natural gas, including LNG, is affordable and essential for baseload and peaking capacity as renewables develop and mature, both in reliability and economic viability.

Below are examples of Enbridge’s participation in advocacy and public policy initiatives in support of advancing energy infrastructure that provides energy in a planet-friendly way, everywhere people need it.

A global approach to climate change

Climate knows no borders and it will take global effort to address the impacts of climate change. In 2023, Enbridge supported the development of this paper published by [Public Policy Forum](#), which explains the sixth article of the landmark 2015 Paris Agreement on climate change that allows the parties “to pursue voluntary cooperation” – the transfer of emissions credits – in reaching their nationally determined contributions (NDCs). This provision could allow Canada to use its vast reserves of natural gas (along with oil) to displace coal in Asia and Eastern Europe for a far greater impact on reducing global emissions than the impact Canada will have by achieving its own 2050 net-zero commitment. Further, this would strengthen the Canadian economy – creating new jobs, supporting Canadian families and making the most of a vital resource.

LNG advances transition and energy security

LNG exports are expected to catalyze the transition to a lower-carbon economy – complementing renewable energy sources, contributing to a lower-carbon footprint and displacing coal in power generation. Canadian LNG has some clear advantages over LNG produced elsewhere in the world: it’s the cleanest when it comes to GHG emissions due to the use of hydroelectricity to power facilities, in cases of colder climate (which requires less energy to produce LNG) and shorter shipping distances to overseas markets in Asia. To capitalize on the LNG opportunity, Canada and the U.S. need to prioritize project permitting to further develop export and related pipeline infrastructure.

Enbridge President and CEO Greg Ebel shared his views on how Canada can advance as a clean energy superpower in the February issue of [Policy Magazine](#). Addressing climate change will require a collaborative approach between federal and state/provincial governments.

Hydrogen’s role in decarbonization

Enbridge recognizes the important role hydrogen can play in decarbonizing the global economy and as a pathway for meeting climate goals, particularly in power generation and hard-to-abate sectors, such as long-haul transportation and heavy industry. Enbridge has demonstrated leadership in advancing the role of hydrogen in the energy mix by blending hydrogen into our gas distribution system in Ontario. Enbridge supports the Canadian federal government’s proposal for an Investment Tax Credit (ITC) for clean hydrogen and we are exploring hydrogen hub opportunities with the U.S. Department of Energy. The U.S. Inflation Reduction Act introduced incentives to spur the growth of the emerging U.S. clean hydrogen sector. Two of these incentives – 45V clean hydrogen production tax credit and the 45Q tax credit for carbon sequestration – are critical for projects that produce hydrogen from fossil fuels with CCUS. We believe matching or exceeding the U.S.’s Tax incentive for hydrogen is necessary to remain competitive.

Adaptable infrastructure

Through our investment in Smartpipe, Enbridge continues to advocate for the policies and regulations necessary to allow for the installation of new composite material pipe to address current needs for natural gas and future needs for hydrogen and carbon transportation.

Reducing methane emissions

Following the release of methane emissions regulations in both Canada and the U.S., Enbridge has engaged through trade associations, coalitions and advocacy groups to advocate for a practical approach to reducing methane emissions.

In Canada, Enbridge put forward the position that an overly stringent and prescriptive approach to reducing methane emissions from the oil and gas sector could negatively impact our ability to extend growth in Canada due to competitiveness and carbon leakage. More specifically, achieving Canada’s proposed methane target will require both capital and operational expenditures across the natural gas value chain. Ultimately, this will likely result in higher energy costs for end users, potentially reducing demand for natural gas and Enbridge’s ability to leverage existing assets to build new energy platforms that rely on blending.

Enbridge advocates for establishing clear guidance for reducing methane emissions from the oil and gas sector, which are complementary to other federal and state/provincial regulations across North America.

Advocating for a sector-agnostic approach to the Indigenous Loan Guarantee

For several years Enbridge has worked alongside Indigenous communities to encourage the Government of Canada to provide loan guarantees for Indigenous business opportunities. In October 2023, in a [keynote address](#) to the Toronto Region Board of Trade, our CEO expressed Enbridge's strong support on the Indigenous Loan Guarantee Program. Enbridge was pleased to see the inclusion of loan guarantees to support the participation of Indigenous communities in energy and natural resource projects in Canada included in the April 2024 federal budget. We believe this sector-agnostic approach will make it easier for First Nations to acquire equity stakes in these projects and could also help to align interests and support successful project development through the regulatory and permitting process. We believe this will provide a financial backstop for Indigenous equity investments in all forms of energy and aligns with our IRAP commitments as well as our focus on Indigenous equity partnership. This approach also aligns with a broader goal of fostering competitiveness and sends a strong message about the commitment to sustainable infrastructure development, resonating with domestic and global stakeholders.

Consultation on the Clean Electricity Regulations

Enbridge advocates for immediate, clear regulations aligned with Canada's net-zero ambitions, while warning that the pace and scale of investment needed to achieve a net-zero grid by 2035 is likely to adversely impact consumer affordability, system reliability and economic development. Enbridge urges the Government of Canada to consider the uniqueness of each province's energy systems, geography and resources in the Clean Electricity Regulation in order to provide enough flexibility or optionality for individual jurisdictions to achieve policy objectives.

Ensuring equity on tax credits

Enbridge, with other stakeholders, has been persistent in pressing the Government of Canada, to ensure that carbon contracts for difference, along with other refundable investment tax credits, are rolled out to enable both Enbridge and project partners to make final investment decisions on major projects, particularly CCS. Central to the written submission in November 2023, is a provincial and federal perspective on refundable investment tax credits and how, with other financing mechanisms, they can provide the critical support needed for emerging technologies that will play a significant role in Canada's net-zero grid.

Incentives made available through the Inflation Reduction Act are important to advancing new energy technologies. With our large and growing portfolio of new energy technology assets, Enbridge maintains a strong voice in working with the Department of Energy to advocate for clear guidance which enables the efficient deployment of these dollars into projects which serve the growing demand for clean and reliable energy.

Advocacy through associations, groups and coalitions

Enbridge is collaborating with industry groups to promote technically sound regulations, draw from best-in-class emissions measurement practices, and ensure comprehensive emissions inventories across the oil and natural gas value chains.

Enbridge actively participates in the Interstate Natural Gas Association of America's (INGAA) GHG committee and the American Petroleum Institute's (API) Climate Policy Subcommittee to help inform the development of proposed rules. These efforts aim to maximize the effectiveness of the industry's emissions reduction initiatives.

In Canada, we are members of the Canadian Gas Association (CGA) and the Canadian Energy Partnership for Environmental Innovation (CEPEI), a program affiliated with the CGA that develops environmental management information and tools to support the Canadian natural gas industry. This includes the development and continual refinement of a methodology manual that identifies the best available methods to quantify GHG and criteria air pollutant emissions, including methane. Through CEPEI, industry studies are undertaken to continually review and update emissions factors utilized in calculating emissions inventories. CGA offers an avenue for policy advocacy with regulators including engaging with Environment and Climate Change Canada (ECCC) on proposed methane regulations.

In addition to our trade association memberships, Enbridge partners and works with broader coalitions to shape policies that support our net-zero ambition. We advocate alongside our industry peers in coalitions of industry and labor leaders, like Natural Allies for a Clean Energy Future and Partnership to Address Global Emissions – which recognize and promote the valuable role natural gas can play in the energy transition.

Political contributions

In 2023, Enbridge made C\$20,725 in corporate political contributions in Canada and US\$30,000 in corporate political contributions in the U.S. Additionally, in the U.S., US\$82,100 in contributions was provided from the employee-supported Enbridge Political Action Committee (Enbridge PAC).

Privacy

At Enbridge, we value the privacy of all personal information that we hold, whether it belongs to customers, personnel, landowners or others connected to our organization. We are focused on building and maintaining trust with our customers, communities, investors, regulators and policymakers, and employees through effective, secure, and innovative privacy and data management practices.

Our Privacy Office, led by our Chief Privacy Officer and supported by a team of dedicated staff, is responsible for safeguarding our stakeholders' personal information – and for promoting a strong culture of privacy across Enbridge. The Privacy Office sets privacy policies and standards designed to fulfill our commitment to maintaining stakeholder trust.


Given the critical nature of privacy, and in response to our expansion across multiple business units, a refreshed Data Privacy Strategy was launched in 2023 underpinned by the following four key pillars:

- **Our stakeholders:** As our customer and community channels turn digital, customer privacy and personal information management expectations are changing.
- **Our competitive advantage:** Our business is expanding with acquisitions, new utility operations and innovative new business models.
- **Our technology:** Continued technological developments are generating and consuming more sensitive data that needs to be protected.
- **Our regulatory obligations:** Privacy legislative landscape is evolving continuously – our data handling safeguards are evolving to keep pace.

Key developments in 2023

Data Privacy Centre: An internal version that builds on the previously established Data Privacy Centre (DPC), which provides the organization enhanced visibility into privacy matters, is in the test phase for a similar, external-facing version that will engage with the public and meet upcoming privacy legislation updates. The integration efforts will coincide with the onboarding of three new utilities in the U.S. in 2024, which is anticipated to double our residential customer base, reaching an additional 3 million customers.

Artificial Intelligence (AI) & Data Ethics Advisory Council: Established in July 2023, this cross-functional group comprised of internal stakeholders who oversee governance functions or have subject matter expertise in the intersection of AI, Law and Ethics supports Enbridge's implementation of ethical, responsible and transparent principles governing the use of AI internally and through third-party service providers. Ensuring alignment with Enbridge's values and relevant regulatory developments, the Council's mandate involves the continuous update and monitoring of the implementation of Enbridge's AI and Data Ethics Policy.

 **Learn more**
[Privacy statement](#)



Appendices

Inside this section

- 79 Indigenous Reconciliation Action Plan commitment progress
- 84 Trade association memberships
- 85 Fines, penalties and violations
- 86 Pipeline system safety events
- 87 Content indices
- 88 Forward-looking information



Indigenous Reconciliation Action Plan (IRAP) commitment progress

Pillar 1: People, employment and education

Focus	Commitment	Target/Goal	Timeline	Ongoing journey of progress in 2023
Talent attraction and recruiting	Establish flexible work placements and opportunities for Indigenous peoples that account for regional and cultural considerations across Canada and the U.S.	<ul style="list-style-type: none"> Update Indigenous engagement employment program to account for Indigenous culture, regional/remote considerations and legal considerations, as appropriate Explore establishing a cultural leave program 	2022 – Ongoing	<p>The internal team responsible for implementing the Indigenous Employment Program has working teams and mechanisms in place to help support the continued advancement of these commitments.</p> <p>An existing leave program has been modified to allow increased flexibility for Indigenous employees to better enable leave for cultural purposes, consistent with requirements and allowances in each jurisdiction.</p>
	Continue to seek and strive to increase Indigenous representation in Enbridge's permanent workforce	<ul style="list-style-type: none"> Continue to report metrics and provide annual disclosure Identify key growth areas for employment and skills development Establish partnership with Indigenous employment agency Attend at least eight Indigenous-focused career fairs throughout Canada and the U.S. Attempt to reach our previously established goal of a minimum of 3.5% of proportional Indigenous representation¹ 	2025	<p>At the end of 2023, 2.8% of our employee workforce was Indigenous (self-identification).</p> <p>Maintaining eight external relationships and partnerships with Indigenous education and employment agencies in the U.S. and Canada. Will continue to explore various agencies as we progress on this commitment.</p> <p>Attended 19 career fairs and employment events in both Canada and the U.S.</p> <p>Dedicated Indigenous recruitment team continues to prioritize recruitment from Indigenous communities.</p>
	Continue to review internal hiring processes and develop human resource capability to ensure all perspectives are reflected through the attraction/retention lifecycle	<ul style="list-style-type: none"> Review and, where appropriate, update internal hiring processes Conduct ongoing and regular training with Talent Acquisition team related to hiring practices Explore development of policies/procedures to support Indigenous attraction/retention programs 	2022 – Ongoing	<p>Our Senior Advisor for Indigenous recruitment has established inclusive hiring processes and implemented special programs to attract more Indigenous applicants.</p> <p>Training and improved communication on Indigenous hiring practices occur regularly with Talent Acquisition team.</p>
Talent experience and development	Increase representation of employees within Enbridge's Leadership Development Program to support the retention and advancement of Indigenous employees	<ul style="list-style-type: none"> Explore expansion of programs and opportunities for the growth of Indigenous employees/employee base 	2023 – Ongoing	<p>Processes are in place to ensure equitable representation of Indigenous employees across all leadership development programs.</p> <p>Quarterly progress is reported to senior leaders.</p>

Please note that bargaining unit employees are subject to the terms and conditions of their collective bargaining agreement.

¹ All percentages or specific goals regarding inclusion, diversity, equity and accessibility are aspirational goals that we intend to achieve in a manner compliant with state, local, provincial and federal law, including, but not limited to, U.S. federal regulations and Equal Employment Opportunity Commission, Department of Labor and Office of Federal Contract Programs guidance.

Pillar 1: People, employment and education (continued)

Focus	Commitment	Target/Goal	Timeline	Ongoing journey of progress in 2023
Cultural support programs	Continue to develop and maintain cultural support programs to make Enbridge an attractive and welcoming employer for all people, including Indigenous peoples through lunch and learns, and elder support	<ul style="list-style-type: none"> Continue to implement and expand cultural support programs Integrate Indigenous arts and culture in Enbridge offices and facilities across Turtle Island¹ 	2023 – Ongoing	<p>Continued support and work by the Indigenous Employee Resource Group and the Indigenous Employment Program to provide cultural support for employees, such as visits to culturally significant sites, lunch and learns.</p> <p>Continued to integrate cultural support and awareness into our regular business practices, including: holding smudge and blanket ceremonies in offices, adding cultural moments and Indigenous land acknowledgments before meetings and the distribution of land acknowledgment plaques to over 20 office locations.</p>
Learning and awareness	Ensure 100% of Enbridge’s employees complete Indigenous awareness training	<ul style="list-style-type: none"> 100% employee participation in cultural awareness training Ensure every new Enbridge employee receives cultural awareness training as a requirement 	2022; ongoing for new team members	<p>100% of employees and contractors have completed the Indigenous awareness training by end of 2022.</p> <p>We continue to make it a requirement of all new hires to complete the Indigenous awareness training.</p> <p>Developed and implemented an abridged version of our Indigenous Awareness Training for all contractors working on GTM and LP worksites in Canada and select sites in the U.S.</p>

Please note that bargaining unit employees are subject to the terms and conditions of their collective bargaining agreement.

¹ Some Indigenous peoples often refer to the continent of North America as Turtle Island. Both terms appear in the IRAP and our 2023 Sustainability Report, where appropriate.

Pillar 2: Community engagement and relationships

Focus	Commitment	Target/Goal	Timeline	Ongoing journey of progress in 2023
Feedback mechanism	Develop an incremental formal mechanism for Indigenous groups to provide feedback to Enbridge	<ul style="list-style-type: none"> Establish and launch feedback mechanism 	2023 – Ongoing	Feedback mechanisms have been developed and can be accessed online at enbridge.com/indigenous
Community engagement and relationships	Provide \$80 million in cumulative funding support for engagement priorities, community capacity building and fostering well-being over the next five years	<ul style="list-style-type: none"> \$80 million in cumulative funding over five years 	2022–2027	<p>\$23.8 million spent in 2023 and \$18.4 million spent in 2022 for a total spend of \$42.2 million.</p> <p>Dedicated team to identify priorities and engage with partners to establish spending priorities for 2023.</p>

Pillar 3: Economic inclusion and partnerships

Focus	Commitment	Target/Goal	Timeline	Ongoing journey of progress in 2023
Indigenous financial partnerships	Revise and formalize Indigenous financial partnership processes that encourage strategies to provide opportunities for Indigenous economic participation	<ul style="list-style-type: none"> Develop Indigenous Economic Development Taskforce Formalize processes and strategies for Indigenous economic participation Implement new partnership processes and strategies that foster early engagement with Indigenous groups Ensure Indigenous perspectives are included within review and development process(es) 	2022 – Ongoing	<p>Identified an Indigenous Economic Financial Partnerships Working Group (Taskforce) in 2022.</p> <p>Formal best practices for processes, strategies and mechanisms have been developed, shared regularly and will be updated on an ongoing basis.</p> <p>Dedicated manager- and director-level staff have been assigned to work on Indigenous financial partnerships.</p> <p>Input from our Indigenous partners on existing deals has been considered and incorporated as we evaluate processes going forward.</p> <p>We executed on three financial partnerships in 2022 (Athabasca equity partnership, Wabamun Hub and Bamkushwada Limited Partnership (BLP)). Refer to our Indigenous Engagement and Inclusion section beginning on page 52 for more information.</p>
Supplier capacity development	Advance opportunities for Indigenous businesses to participate in Enbridge's supply chain	<ul style="list-style-type: none"> Develop and conduct at least eight information sessions over two years 	Ongoing	<p>Conducted four online webinars in 2023 across North America, in addition to ongoing regional in-person business forums.</p> <p>Four additional online webinars will be held throughout 2024.</p>
Indigenous procurement	Establish Indigenous spend targets	<ul style="list-style-type: none"> Determine and disclose Indigenous spend targets 	2022	Established external spend target of C\$1 billion in Indigenous spend enterprise-wide across projects and operations from January 2023 to end of 2030.

Pillar 4: Environmental stewardship and safety

Focus	Commitment	Target/Goal	Timeline	Ongoing journey of progress in 2023
Indigenous inclusion and traditional knowledge	Review and revise Enbridge's approach to Indigenous inclusion in the environmental review processes	<ul style="list-style-type: none"> Confirm and utilize a phased approach to revise Enbridge's environmental review processes, as needed 	2022 – Ongoing	Working group completed the review of current practices enterprise-wide pertaining to Indigenous inclusion in Enbridge's environmental review processes and made a final recommendation for internal distribution.
	Regionally advance opportunities for Indigenous inclusion in environmental field work	<ul style="list-style-type: none"> Increase Indigenous involvement in fieldwork 	2022 – Ongoing	Making use of the review above, the working group will continue to develop regionally informed strategies to continue to drive increased inclusion in environmental fieldwork that reflects specific regional differences, community capacity, and interest.
Emergency preparedness and pipeline safety	Continue to share emergency management materials and encourage increased Indigenous awareness in emergency response	<ul style="list-style-type: none"> Continue to share relevant emergency management materials to generate awareness 	2022 – Ongoing	<p>Working with key internal groups to develop improvements in support of increasing awareness around our emergency management resources and emergency response.</p> <p>Continued to invite Indigenous communities to participate in appropriate emergency response exercises.</p>
	Continue to communicate with Indigenous groups regarding emergency and safety mechanisms and approaches	<ul style="list-style-type: none"> Proactively communicate with Indigenous groups through release notifications 	2022 – Ongoing	Working with key internal groups to develop improvements in notification expectations across the enterprise. Notification requirements and protocols, where established, are referenced within response plans.

Pillar 5: Sustainability, reporting and energy transition

Focus	Commitment	Target/Goal	Timeline	Ongoing journey of progress in 2023
Reporting	Report and disclose progress on IRAP commitments in ESG and Sustainability Report	<ul style="list-style-type: none"> Disclose progress via annual Sustainability Report 	2023 – Ongoing	<p>Have developed internal reporting mechanism to support disclosure and reporting.</p> <p>Disclosed progress from September 2022 to Q1 2023 in our 2022 Sustainability Report and ESG Datasheet.</p>
	Refresh IRAP commitments and goals every two years	<ul style="list-style-type: none"> Publish updated IRAP commitments/goals every two years 	2024 – Ongoing	Planning has begun to deliver a refreshed IRAP in late 2024.
Sustainability	Facilitate a thought leader roundtable related to Indigenous inclusion and perspectives in sustainability strategy and policies	<ul style="list-style-type: none"> Establish partnership(s) with Indigenous-led organizations and relevant industry peers Convene at least one thought leader roundtable Consider the findings and Indigenous perspectives shared at the roundtable(s) when Enbridge sustainability strategies and policies are updated 	2023	An Indigenous thought leader roundtable was hosted by Enbridge and facilitated by an Indigenous-owned agency in November 2023. The focus of the roundtable was the ways in which conventional ESG themes can align with Indigenous priorities.

Pillar 6: Governance and leadership

Focus	Commitment	Target/Goal	Timeline	Ongoing journey of progress in 2023
Governance	Establish an Indigenous Advisory Group (IAG)	<ul style="list-style-type: none"> Establish IAG and Terms of Reference 	2023	IAG Members have been appointed and Terms of Reference have been developed and agreed upon.
Leadership and oversight	Ensure executive sponsorship and commitment to achieving IRAP goals	<ul style="list-style-type: none"> Ensure IRAP performance is included in executive objectives 	2023	Executive sponsorship is in place and IRAP progress has been aligned with executive objectives.
	Ensure IRAP implementation and support mechanisms are established and aligned across the Company	<ul style="list-style-type: none"> Establish mechanisms for implementation and accountability of the IRAP 	2023	The internal working group has been established and an internal tracking tool has been developed to monitor IRAP progress.
Cultural awareness	Continue to conduct Indigenous Sharing Circles with participation from Executive Leadership Team	<ul style="list-style-type: none"> Conduct quarterly Indigenous Sharing Circles 	2023 – Ongoing	An Indigenous Sharing Circle was held in each quarter throughout 2023 with sharing circles to continue quarterly throughout 2024.

Trade association memberships

In 2023, we contributed more than C\$50,000 and US\$50,000 in membership dues to each of the following organizations in Canada and the U.S., respectively. Please note that we have only listed our executive-level involvement in these organizations. We also participate in various committees associated with these trade associations.

Organization	Purpose	Examples of our involvement
Canada		
Canadian Chamber of Commerce	Connects businesses from all sectors and regions of the country to advocate for public policies that will foster a strong, competitive economic environment that benefits businesses, communities and families across Canada.	Committee participation
Canadian Gas Association (CGA)	Represents Canada's natural gas distribution industry and its members include distribution companies, transmission companies, equipment manufacturers and other service providers.	Executive Vice President and President Gas Distribution and Storage
CanREA	Represents Canada's wind and solar energy and energy storage industries, advocating for clean electricity in Canada.	Director M&A Integrity served on the Board
Ontario Energy Association (OEA)	Represents Ontario's energy sector, serving as a bridge between business, government and other groups to foster common understanding of each other's positions and interests.	Executive Vice President and President Gas Distribution and Storage and was appointed Chair of the Board
U.S.		
American Clean Power Association (ACP)	Represents a cross-section of the clean energy industry, including onshore and offshore wind, solar, transmission and manufacturing businesses. ACP's goal is to make clean energy the dominant electricity source in the U.S.	Committee representation
American Gas Association (AGA)	Educates the public about the importance of natural gas, supports natural gas utilities in their efforts to make their operations safer, more efficient and more environmentally friendly, and serves as a resource for local, state and federal policymakers when it comes to regulating the natural gas industry for the over 200 energy companies it represents.	Committee participation
American Petroleum Institute (API)	API represents all segments of the oil and gas industry. They advocate at the federal and state level and set standards to enhance operational, environmental, safety and sustainability.	President & CEO serves on the Finance Committee and Board. Executive Vice President & President, Liquids Pipelines serves as chairman of the Midstream Committee.
Interstate Natural Gas Association of America (INGAA)	Advocates regulatory and legislative positions of importance to the natural gas pipeline industry in North America, and initiates industry-wide safety and asset integrity improvement efforts.	Executive Vice President and President, Gas Transmission and Midstream serves on the Board and was appointed second vice chair
Liquid Energy Pipeline Association (LEPA)	Represents the interests of owners and operators of liquid pipelines in the U.S.	Senior Vice President Business Development Liquids Pipeline served on the Board
Michigan Chamber of Commerce	As the leading statewide business advocacy organization, the Chamber stands up for job providers in the legislative, political and legal arenas.	Director of External Affairs, U.S., serves on the Board
Northwest Gas Association	Regional advocacy for gas infrastructure to safely deliver clean, dependable and affordable energy.	Director External Affairs Canada & Enterprise Public Policy and the Director BC Pipelines serve on the Board

Fines, penalties and violations

Our intention is to work according to all external regulations and laws to prevent fines, penalties and violations that are monetary or non-monetary in nature. We are reporting all fines, penalties and violations (monetary and non-monetary) in excess of C\$10,000 and US\$10,000 (depending on the country in which they occurred). In 2023, we remitted the following fines, penalties and violations:

Country	Regulatory authority	Enforcement action summary
U.S.A.	U.S. Department of Transportation (DOT): Pipeline and Hazardous Materials Safety Administration (PHMSA)	In December 2023, Enbridge received a Notice of Probable Violation (NOPV) and associated fine related to the DeSoto Parish, Louisiana Line 11 pipeline rupture that occurred in February 2022. Enbridge implemented the required corrective and preventive actions and paid a penalty of US\$225,134.
U.S.A.	U.S. Department of Transportation (DOT): Pipeline and Hazardous Materials Safety Administration (PHMSA)	In September 2023, Enbridge received multiple fines related to audit findings on our Lakehead System. Enbridge is in the process of implementing corrective and preventive actions related to these findings and paid a total penalty of US\$18,600.
U.S.A.	U.S. Environmental Protection Agency (EPA)	In July 2023, Enbridge received multiple fines related to violations of the Consent Decree. These violations were self-disclosed to the EPA. Enbridge paid a total penalty of US\$10,000.
U.S.A.	U.S. Department of Transportation (DOT): Pipeline and Hazardous Materials Safety Administration (PHMSA)	In December 2021, Enbridge received a fine totalling US\$640,300 in connection with both the Fleming County and Lincoln County pipeline ruptures (occurred on Texas Easter Transmission, LP). Corrective actions have been implemented and the fine has been paid.
U.S.A.	Louisiana Department of Natural Resources (DNR)	In December 2022, Enbridge received a fine for US\$32,500 for an audit that occurred on our Bobcat Gas Storage facility. During pressurization of a cavern, the storage facility lost communication with the storage cavern well. Enbridge did not make the required notification to the regulator for the loss in mechanical integrity of the cavern within the prescribed timeframe. Enbridge implemented corrective action items to prevent recurrence and paid the fine.
U.S.A.	U.S. Department of Transportation (DOT): Pipeline and Hazardous Materials Safety Administration (PHMSA)	In December 2022, Enbridge received multiple fines totalling US\$193,700 associated with findings from inspections that occurred on the Algonquin Gas Transmission System between May and December 2021. The notice of probable violation alleges that Enbridge did not follow requirements for inspecting a subsea pipeline located in Boston Harbor. Corrective actions have been implemented and the fine has been paid.

Pipeline system safety events

There were two Tier 1 pipeline system safety events that occurred at Enbridge in 2023.

Pennsylvania, U.S.

- GTM: A compressor station had a power outage that caused a malfunction of the equipment and gas to leak inside the station, exceeding Tier 1 thresholds. There were no other impacts from the incident.

Pennsylvania, U.S.

- GTM: A broken nipple connection downstream of a control valve resulted in the release of gas inside the station exceeding Tier 1 thresholds. There were no other impacts from the incident.

Content indices

The 2023 Sustainability Report and ESG Datasheet were developed in accordance with the Global Reporting Initiative (GRI) Universal Standards and GRI 11: Oil and Gas Sector Standard; following the Sustainability Accounting Standards Board (SASB) standards for Oil & Gas – Midstream and Gas Utilities & Distributors; and based on the recommendations of the Task Force on Climate-related Financial Disclosures (TCFD).

[Global Reporting Initiative \(GRI\) Index](#), pages 1–15

- Enbridge has prepared this index in accordance with the GRI Standards and applicable GRI Sector Standard: GRI 11: Oil and Gas Sector 2021.

[Sustainability Accounting Standards Board \(SASB\) Index](#), pages 16–17

- Enbridge has prepared this index with reference to the Oil & Gas – Midstream (version 2023-12) and Gas Utilities & Distributors (version 2023-12) SASB standards.

[Task Force on Climate-related Financial Disclosures \(TCFD\) Index](#), pages 18–19

- Enbridge has prepared this index against the four pillars of the TCFD.

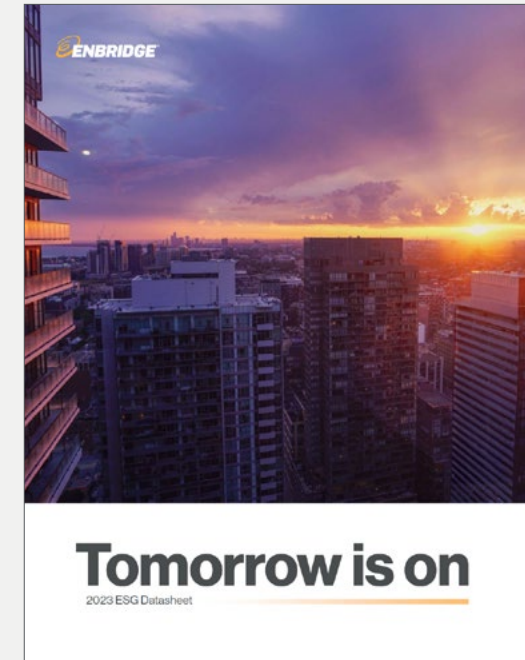
Forward-looking information

Forward-looking information, or forward-looking statements, have been included in this Sustainability Report to provide information about us and our subsidiaries and affiliates, including management's assessment of our and our subsidiaries' future plans and operations. This information may not be appropriate for other purposes. Forward-looking statements are typically identified by words such as "anticipate", "believe", "estimate", "expect", "forecast", "intend", "likely", "plan", "project", "target" and similar words suggesting future outcomes or statements regarding an outlook. Forward-looking information or statements included in this document include, but are not limited to, statements with respect to the following: our corporate vision and strategy, including strategic priorities and enablers; expected supply of, demand for, exports of and prices of crude oil, natural gas, natural gas liquids (NGL), liquefied natural gas (LNG) and renewable energy; energy transition and lower-carbon energy, and our approach thereto; our environmental, social and governance (ESG) goals, practices and performance; our plans regarding ESG disclosure, including scope 3 GHG emissions; our beliefs respecting the role of diversification and innovation in the energy transition; our beliefs regarding environmental justice; expected role of recycled water in our operations; expectations regarding centralized waste data systems; plans to align with evolving regulatory and environmental requirements; our net-zero strategy; expected resiliency of our assets and growth opportunities under climate change scenarios; commitments under the Indigenous Reconciliation Action Plan; industry and market conditions; anticipated utilization of our assets; the characteristics, anticipated benefits, financing and timing of our acquisitions of three U.S. gas utilities (Gas Utilities) from Dominion Energy, Inc. (the Acquisitions); expected costs, benefits and in-service dates related to announced projects and projects under construction; expected capital expenditures; investable capacity and capital allocation priorities; expected future growth, development and expansion opportunities; expected optimization and efficiency opportunities; expected closing of acquisitions and dispositions and the timing thereof, including the Acquisitions; expected benefits of transactions, including the Acquisitions; our ability to complete the Acquisitions and successfully integrate the Gas Utilities; operational, industry, regulatory, climate change and other risks associated with our businesses; and our assessment of the potential impact of the various risk factors identified herein.

Although we believe these forward-looking statements are reasonable based on the information available on the date such statements are made and processes used to prepare the information, such statements are not guarantees of future performance and readers are cautioned against placing undue reliance on forward-looking statements. By their nature, these statements involve a variety of assumptions, known and unknown risks and uncertainties and other factors, which may cause actual results, levels of activity and achievements to differ materially from those expressed or implied by such statements. Material assumptions include assumptions about the following: energy transition, including the drivers and pace thereof; global economic growth and trade; the expected supply of, demand for, export of and prices of crude oil, natural gas, NGL, LNG and renewable energy; anticipated utilization of assets; exchange rates; inflation; interest rates;

availability and price of labor and construction materials; the stability of our supply chain; operational reliability; maintenance of support and regulatory approvals for our projects; anticipated in-service dates; weather; the timing and closing of acquisitions and dispositions, including the Acquisitions; the realization of anticipated benefits of transactions, including the Acquisitions; governmental legislation; litigation; our credit ratings; capital project funding; hedging program; expected earnings before interest, income taxes, and depreciation and amortization (EBITDA); expected earnings/(loss); expected future cash flows; and expected distributable cash flow. Assumptions regarding the expected supply of and demand for crude oil, natural gas, NGL, LNG and renewable energy, and the prices of these commodities, are material to and underlie all forward-looking statements, as they may impact current and future levels of demand for our services. Similarly, exchange rates, inflation and interest rates impact the economies and business environments in which we operate and may impact levels of demand for our services and cost of inputs and are therefore inherent in all forward-looking statements. The most relevant assumptions associated with forward-looking statements regarding announced projects and projects under construction, including estimated completion dates and expected capital expenditures, include the following: the availability and price of labor and construction materials; the stability of our supply chain; the effects of inflation and foreign exchange rates on labor and material costs; the effects of interest rates on borrowing costs; the impact of weather and customer, government, court and regulatory approvals on construction and in-service schedules and cost recovery regimes.

Our forward-looking statements are subject to risks and uncertainties pertaining to the successful execution of our strategic priorities; operating performance; legislative and regulatory parameters; litigation; acquisitions (including the Acquisitions), dispositions and other transactions and the realization of anticipated benefits therefrom; operational dependence on third parties; project approval and support; renewals of rights-of-way; weather; economic and competitive conditions; public opinion; changes in tax laws and tax rates; exchange rates; inflation; interest rates; commodity prices; access to and cost of capital; legislative developments and political decisions; global geopolitical conditions; and the supply of, demand for and prices of commodities and other alternative energy, including but not limited to, those risks and uncertainties discussed in this Sustainability Report and in our other filings with Canadian and U.S. securities regulators. The impact of any one assumption, risk, uncertainty or factor on a particular forward-looking statement is not determinable with certainty as these are interdependent and our future course of action depends on management's assessment of all information available at the relevant time. Except to the extent required by applicable law, Enbridge assumes no obligation to publicly update or revise any forward-looking statement made in this Sustainability Report or otherwise, whether as a result of new information, future events or otherwise. All forward-looking statements, whether written or oral, attributable to us or persons acting on our behalf, are expressly qualified in their entirety by these cautionary statements.



2023 ESG Datasheet

This ESG Datasheet aims to provide an overview of Enbridge's non-financial performance and includes our disclosures to the TCFD.

Contact us

If you have any inquiries concerning the 2023 Sustainability Report and/or the 2023 ESG Datasheet, please contact sustainability@enbridge.com.

If you have any investment-related inquiries, please contact Enbridge Investor Relations at investor.relations@enbridge.com or toll-free 1-800-481-2804.

Enbridge Inc.

200, Fifth Avenue Place

425 – 1st Street S.W.

Calgary, Alberta, Canada T2P 3L8

Telephone: 1-403-231-3900

enbridge.com

