

Pipeline Safety and Emergency Information

for your family, neighborhood and community



You have received this brochure because you may live, work or own property near Enbridge pipelines and/or associated facilities. Please read and share this important safety information with others. If you operate a business frequented by outside visitors, we encourage you to consider pipelines in your emergency response plans and procedures.

Emergency number: 1-800-231-7794

Contents:

Safe digging information	3
How to determine where our pipelines are located	4
Facilities information	5
Crossing or traversing right-of-way (ROW)	6
How to contact us in an emergency	7
Pipeline safety information including how to recognize a leak and how to respond in the event of a pipeline emergency	8

Read this brochure,
then scan the QR code
with your phone camera
or visit enbridge.com/surveys for a chance to
win \$500.



Awareness today means safer tomorrows

Tomorrow is more than just the energy we transport. It's the energy we put in. It's the time we spend volunteering. It's our commitment to sustainability and the environment. It's the investments we make in our community to ensure the places we live and work are safe and vibrant. It's because we see the potential in people and care about the world around us. Tomorrow is on, and we're committed to making it better.



Please scan the QR code to learn more about **Tomorrow is on**: Enbridge and the energy transition.

Pipeline purpose and reliability

The United States has the largest pipeline network in the world. Data collected by the U.S. Department of Transportation reports pipelines are the safest way to move energy resources like the crude oil, natural gas and other petroleum products Enbridge transports. We are committed to the safe and reliable operation of our pipelines in your community. Every year, our company invests in the latest technology and training to meet the high environmental and safety standards expected by those who live and work near our pipelines.

Know what's below



Risk: Failure to dig safely can endanger yourself, emergency responders and your community. Safe digging practices can save your life.

Enbridge maintains a Damage Prevention Program in accordance with state and federal guidelines. The purpose of this program is to prevent damage to our pipeline facilities from excavation activities such as digging, trenching, blasting, boring, tunneling, backfilling or other activities such as heavy equipment crossing, storage on the right-of-way (ROW), etc. The Damage Prevention Program also monitors the depth of cover over our pipelines and conducts regular patrols of our ROW to monitor for unauthorized activities.

If you see someone digging or disturbing the soil and there are no colored flags or marks on the ground, please stop the activity and ask the person to call **811** or visit clickbeforeyoudig.com before continuing. One should not rely on word-of-mouth, maps, memory or pipeline markers when planning a digging project.

Please make excavators and contractors aware that they need to make a locate request by following the steps listed below.

One-Call requirements

1



At least two to three business days before your project – any time you are disturbing the soil – (depending on state law), call **811** or visit clickbeforeyoudig.com.

2




When you call or click, you'll be connected to a representative, who will ask you to provide important details about your project, such as the type of work you'll be doing, where you'll be doing it and when your project is expected to begin.

3



811 will provide this information to pipeline operators, such as Enbridge and other companies with buried utilities near the work site, saving you the time and trouble of contacting them individually.

4



Within a few days, professional locators will come to your location and mark underground utility lines – including pipelines (marked with yellow flags or paint) – so you can work around them, saving yourself from possible injury or property damage.



SAFETY IS IN YOUR HANDS. EVERY DIG. EVERY TIME.

Know what's below



Pipeline ROW and pipeline location

A pipeline follows a narrow, clear stretch of land, called a ROW, that allows our employees and contractors to access the pipeline for inspections, maintenance, testing and emergencies.

Approximate location of the pipeline may be determined by the pipeline marker.

A few important notes when it comes to the ROW and pipeline markers:

- The pipeline marker displays the operator's name, the product transported and an emergency phone number.
- Federal law prohibits removing, relocating or damaging pipeline markers.
- Markers should not be used to give exact locations and are not an alternative to calling 811.
- Pipeline ROW must be kept free from structures and other obstructions to allow access to the pipeline. Pipelines are patrolled from the air and the ground and obstructions prevent proper inspections.



Vent marker



Line marker










Aerial marker

Marker appearance may vary in your area.

Our safety measures

Safety is, and always will be, our number one priority. Our team devotes hundreds of thousands of hours every year to keeping our systems running smoothly and without incident. We invest heavily in safety measures, including:

-  Inspection and preventative maintenance programs
-  Around-the-clock monitoring of pipelines and facilities
-  Emergency response training and drills for employees and local emergency responders
-  Pressure tests on new and existing pipelines
-  Aerial and ground patrols along the pipeline ROW
-  Automatic shut-off and remote-control valves
-  High-quality pipeline material and protective coating

Enbridge has enhanced safety measures for pipelines that cross bodies of water and highly populated or environmentally sensitive areas.

To read more about our pipeline safety efforts, visit enbridge.com/safety.

Know what's near you



Above ground facilities

While most Enbridge pipelines are buried underground, our system also includes additional facilities such as compressor stations, metering stations and natural gas storage. It's important that you know what to expect as part of the normal operations at these facilities.

If you notice any suspicious activity or abnormal odor near one of our above ground facilities, call 911 immediately, then call Enbridge's 24-hour emergency number for your area.

Keeping pipelines safe

The objective of Enbridge's Integrity Management Program is to improve pipeline safety through a systematic approach involving data gathering, risk assessment, integrity assessments, prevention and mitigation.

The U.S. Department of Transportation has developed specific High Consequence Area (HCA) and Moderate Consequence Area (MCA) regulations for the operations and maintenance of pipelines. These regulations are more rigorous than those for non-HCA or non-MCA locations and focus integrity management activities on populated areas and areas where it would be difficult to evacuate people.

Facility and purpose

Compressor stations move natural gas through the pipeline at a consistent pressure.

Metering stations measure and **valve sites** control the flow of products through the pipeline.

Natural gas storage helps balance supply and demand for natural gas. During periods when the need for natural gas is not as high, natural gas supplies are stored. When consumer demand increases, the supplies are put back into the interstate pipeline network for delivery.

Normal operations

Each station has built-in safety features that detect problems and automatically shut down equipment. During normal operations, no significant odors should be detected.

No significant odors should be detected during normal operations.

Each facility has built-in safety features that detect problems and automatically shut down equipment. During normal operations, no significant odors should be detected.

Crossing or traversing the ROW

If any of your activities will encroach or cross an Enbridge pipeline/easement or involve ground disturbance within the ROW, Enbridge should be contacted for an assessment and consent. Visit enbridge.com/crossings prior to planning any construction activity. Always notify a pipeline representative before beginning any construction activity in the vicinity of a pipeline ROW.

Some examples of activities include:

- Construction or installation of a new facility across, over, on, along or under an Enbridge asset and/or ROW
- Operation or movement of vehicles, mobile equipment or machinery across an Enbridge ROW, outside of the traveled portion of a highway or public road
- Subdivision development across, on, along or over an Enbridge asset and/or ROW
- Installation of agricultural drainage tile across, on, along or under an Enbridge asset and/or ROW
- Overhead power lines that cross or parallel an Enbridge asset and/or ROW
- Maintaining existing applicant facilities that affect Enbridge assets, land and/or ROW

All metallic foreign lines need to be assessed for potential impact on our corrosion control.

Enbridge should also be notified of blasting activities within 985 ft of an Enbridge pipeline ROW.



Please scan if you or someone you know would prefer to have the information in this brochure provided in a language other than English.

Crossing during an emergency:

If a crossing is required while responding to an emergency, please call Enbridge's emergency number before crossing the ROW.

Non-emergency crossings:

Email Enbridge at crossingsus@enbridge.com before using the ROW.

For more information, visit enbridge.com/crossings.

In addition to having your proposed activity assessed, we also have construction guidelines for you to follow when working around or near our ROW. Below are some general guidelines, however there may be more job-specific construction guidelines that our representative will provide you prior to beginning your work.

- 1 Once written consent is obtained, we require at least three working days' notice prior to the commencement of any work or excavation over or near our pipeline ROW so that we may field-locate our pipelines. No excavation, crossing, backfilling or construction operations shall be performed without the presence of a company representative who is authorized to stop any work that is being performed in an unsafe manner.
- 2 No building, structure or obstruction should be erected within the pipeline ROW. If you have questions related to pipeline ROW width, just ask and we'll be happy to share that information with you.
- 3 A company representative must give written approval for heavy equipment to cross pipelines at any location.
- 4 Excavation within the pipeline ROW be performed in accordance with company-approved procedures.
- 5 In addition to complying with the above requirements, you must follow all state and/or local laws and regulations including applicable One-Call requirements. To see your One-Call requirements, visit clickbeforeyoudig.com or dial 811.

Contact Enbridge



24-hour emergency number:
1-800-231-7794

If you have a non-emergency question regarding Enbridge's Damage Prevention Program, Integrity Management Program or operations in your area, you can call Public Awareness at **1-888-293-7867** or visit enbridge.com/uspublicawareness.



Land and ROW hotline
1-888-217-9110



Email
uspublicawareness@enbridge.com



Website
enbridge.com/uspublicawareness



Facebook
facebook.com/enbridge

Links for more information


If you are planning work on the ROW, such as building a fence, deep tilling, digging a ditch, operating equipment or other activities, please email crossingsus@enbridge.com.

To learn more about our Damage Prevention Program, visit enbridge.com/damageprevention.

This brochure covers all Enbridge-owned and/or operated natural gas transmission and midstream assets including:

- Algonquin Gas Transmission, LLC
- Big Sandy Pipeline, LLC
- Bobcat Gas Storage
- Brazoria Interconnector Gas Pipeline, LLC
- East Tennessee Natural Gas, LLC
- Egan Hub Storage, LLC
- Enbridge Offshore (Gas Gathering), LLC
- Maritimes and Northeast Pipeline, LLC
- Moss Bluff Hub, LLC
- Pomelo Connector, LLC
- Saltville Gas Storage Company, LLC
- Steckman Ridge, LP
- Texas Eastern Transmission, LP
- Valley Crossing Pipeline, LLC

Critical safety information

 **Risk:** Ignoring the critical safety information below could create additional hazards for the public, responders and the environment.

Recognizing a pipeline leak

In the unlikely event of a pipeline leak, one or any combination of the items listed below can typically help you recognize a leak.



You might see:

- Dirt being blown or appearing to be thrown into the air
- Flames, if gas is ignited
- A white vapor stream or mist-like cloud
- Unexpected frost buildup on the ground
- Dead or dying vegetation in an otherwise green area
- Continuous bubbling in wet areas or at a pond, creek or river



You might hear:

- An unusual roaring, blowing, hissing or loud whistling sound



You might smell:

- Odorized pipelines: An unusual sulfur or rotten egg odor
- Unodorized pipelines: A slight smell similar to diesel fuel or oil

Hazards associated with a natural gas pipeline leak or rupture



Dizziness or suffocation if a leak occurs in a confined space



Ignition/fire if an ignition source is present during a leak, which may result in burns



Potential explosion if the natural gas is mixed with air



Projectiles ejected by the force of escaping gas

In the event of a pipeline leak



Do not touch any liquid or vapor that may have come from the pipeline.



Do not drive into the area.



Do not remain in a building if the smell is stronger inside than outside.



Do not turn on or off anything that may create a spark – including cell phones, telephones, two-way radios, light switches, vehicle alarms, vehicle keyless entry systems and flashlights – until you are in a safe location.



Do not light a match and avoid open flames.



Do not attempt to extinguish a natural gas fire.



Do not open or close any pipeline valves; leave all valve operations to pipeline company personnel.

What happens next?

Public safety will be the top priority as Enbridge, contractors and local emergency responders work together to evaluate and respond to a pipeline leak. Local public safety officials will determine whether residents should evacuate or shelter in place.

Steps for a safe response

If you are in immediate danger, damage the pipeline or observe or suspect a leak – even if you are uncertain of the severity – take the following steps:

- 1** Abandon any equipment being used in or near the area, moving upwind of the product release.
- 2** Warn others to stay away.
- 3** **Call 911.**
- 4** Call the toll-free, 24-hour Enbridge emergency number for your area: **1-800-231-7794.**
- 5** Follow instructions given to you by local emergency responders and Enbridge.