

Pipeline Safety and Emergency Information

for emergency and public officials



You are receiving this brochure because we have identified you as an **Emergency or Public Official** with responsibilities near Enbridge's natural gas pipelines and/or related facilities. Please keep this brochure and share this important information with other emergency and public officials.

Emergency number: 1-800-231-7794

Contents:

Safe digging information	3
How to determine where our pipelines are located	4
Crossing or traversing right-of-way (ROW)	6
Emergency information and response procedures	7
How to contact Enbridge	11
Pipeline safety information including how to recognize a leak and how to respond in the event of a pipeline emergency	12

Read this brochure,
then scan the QR code
with your phone camera
or visit [enbridge.com/
surveys](https://enbridge.com/surveys) for a chance to
win an \$800 grant.



Awareness today means safer tomorrows

Tomorrow is more than just the energy we transport. It's the energy we put in. It's the time we spend volunteering. It's our commitment to sustainability and the environment. It's the investments we make in our community to ensure the places we live and work are safe and vibrant. It's because we see the potential in people and care about the world around us. Tomorrow is on, and we're committed to making it better.



Please scan the QR code to learn more about **Tomorrow is on:** Enbridge and the energy transition.

As an Emergency or Public Official, you need to be aware of the Enbridge pipelines in your area and how to respond safely and effectively to a pipeline emergency. At your request, we can provide additional Enbridge pipeline information including the pipeline's location and size and the contents transported. For additional resources, details on emergency response drills in your area, to talk to an Enbridge representative or to schedule an Enbridge presentation during your next meeting, please call **1-888-293-7867** or email us at uspublicawareness@enbridge.com.

Pipeline purpose and reliability

The United States has the largest pipeline network in the world. Data collected by the U.S. Department of Transportation reports pipelines are the safest way to move energy resources like the crude oil, natural gas and other petroleum products Enbridge transports. We are committed to the safe and reliable operation of our pipelines in your community. Every year, our company invests in the latest technology and training to meet the high environmental and safety standards expected by those who live and work near our pipelines.

Know what's below



Risk: Failure to dig safely can endanger yourself, emergency responders and your community. Safe digging practices can save your life.

Enbridge maintains a Damage Prevention Program in accordance with state and federal guidelines. The purpose of this program is to prevent damage to our pipeline facilities from excavation activities such as digging, trenching, blasting, boring, tunneling, backfilling or other activities such as heavy equipment crossing, storage on the right-of-way (ROW), etc. The Damage Prevention Program also monitors the depth of cover over our pipelines and conducts regular patrols of our ROW to monitor for unauthorized activities.

If you see someone digging or disturbing the soil and there are no colored flags or marks on the ground, please stop the activity and ask the person to call **811** or visit clickbeforeyoudig.com before continuing. One should not rely on word-of-mouth, maps, memory or pipeline markers when planning a digging project.

Please make community members, permit applicants, public works departments, excavators, contractors and developers aware that they need to make a locate request by following the steps listed below.

One-Call requirements

1



At least two to three business days before your project—any time you are disturbing the soil—(depending on state law), call **811** or visit clickbeforeyoudig.com.

3



811 will provide this information to pipeline operators, such as Enbridge and other companies with buried utilities near the work site, saving you the time and trouble of contacting them individually.

2



When you call or click, you'll be connected to a representative, who will ask you to provide important details about your project, such as the type of work you'll be doing, where you'll be doing it and when your project is expected to begin.

4



Within a few days, professional locators will come to your location and mark underground utility lines—including pipelines (marked with yellow flags or paint)—so you can work around them, saving yourself from possible injury or property damage.

**Click
Before
YouDig.com**



Know what's below



Pipeline ROW and pipeline location

A pipeline follows a narrow, clear stretch of land, called a ROW, that allows our employees and contractors to access the pipeline for inspections, maintenance, testing and emergencies.








Approximate location of the pipeline may be determined by the pipeline marker.

A few important notes when it comes to the ROW and pipeline markers:

- The pipeline marker displays the operator's name, the product transported and an emergency phone number.
- Federal law prohibits removing, relocating or damaging pipeline markers.
- Markers should not be used to give exact locations and are not an alternative to calling 811.
- ROW must be kept free from structures and obstruction to allow proper inspections, access for maintenance or in case of an emergency.

Our safety measures

Safety is, and always will be, our number one priority. Our team devotes hundreds of thousands of hours every year to keeping our systems running smoothly and without incident. We invest heavily in safety measures, including:

-  Inspection and preventative maintenance programs
-  Around-the-clock monitoring of pipelines and facilities
-  Emergency response training and drills for employees and local emergency responders
-  Pressure tests on new and existing pipelines
-  Aerial and ground patrols along the pipeline ROW
-  Automatic shut-off and remote-control valves
-  High-quality pipeline material and protective coating

Enbridge has enhanced safety measures for pipelines that cross bodies of water and highly populated or environmentally sensitive areas.

To read more about our pipeline safety efforts, visit enbridge.com/safety.



Vent marker



Line marker



Aerial marker

Marker appearance may vary in your area.

Know what's near you



Above ground facilities

While most Enbridge pipelines are buried underground, our system also includes additional facilities such as compressor stations, metering stations and natural gas storage. It's important that you know what to expect as part of the normal operations at these facilities.

Emergency and Public Officials like you can help us maintain a safe, secure and reliable pipeline system. If you notice any suspicious activity or abnormal odor near one of our above ground facilities, call 911 immediately, then call Enbridge's 24-hour emergency number found in this brochure.

Keeping pipelines safe

The objective of Enbridge's Integrity Management Program is to improve pipeline safety through a systematic approach involving data gathering, risk assessment, integrity assessments, prevention and mitigation.

The U.S. Department of Transportation has developed specific High Consequence Area (HCA) and Moderate Consequence Area (MCA) regulations for the operations and maintenance of pipelines. These regulations are more rigorous than those for non-HCA or non-MCA locations and focus integrity management activities on populated areas and areas where it would be difficult to evacuate people.

Facility and purpose

Compressor stations move natural gas through the pipeline at a consistent pressure.

Metering stations measure and **valve sites** control the flow of products through the pipeline.

Natural gas storage helps balance supply and demand for natural gas. During periods when the need for natural gas is not as high, natural gas supplies are stored. When consumer demand increases, the supplies are put back into the interstate pipeline network for delivery.

Normal operations

Each station has built-in safety features that detect problems and automatically shut down equipment. During normal operations, no significant odors should be detected.

No significant odors should be detected during normal operations.

Each facility has built-in safety features that detect problems and automatically shut down equipment. During normal operations, no significant odors should be detected.

Crossing or traversing the ROW

If any of your activities will encroach or cross an Enbridge pipeline/easement or involve ground disturbance within the ROW, Enbridge should be contacted for an assessment and consent. Visit enbridge.com/crossings prior to planning any construction activity. Always notify a pipeline representative before beginning any construction activity in the vicinity of a pipeline ROW.

Some examples of activities include:

- Construction or installation of a new facility across, over, on, along or under an Enbridge asset and/or ROW
- Operation or movement of vehicles, mobile equipment or machinery across an Enbridge ROW, outside of the traveled portion of a highway or public road
- Subdivision development across, on, along or over an Enbridge asset and/or ROW
- Installation of agricultural drainage tile across, on, along or under an Enbridge asset and/or ROW
- Overhead power lines that cross or parallel an Enbridge asset and/or ROW
- Maintaining existing applicant facilities that affect Enbridge assets, land and/or ROW

All metallic foreign lines need to be assessed for potential impact on our corrosion control.

Enbridge should also be notified of blasting activities within 985 ft of an Enbridge pipeline ROW.

Crossing during an emergency:

If a crossing is required while responding to an emergency, please call Enbridge's emergency number before crossing the ROW.

In addition to having your proposed activity assessed, we also have construction guidelines for you to follow when working around or near our ROW. Below are some general guidelines, however there may be more job-specific construction guidelines that our representative will provide you prior to beginning your work.

- 1** Once written consent is obtained, we require at least three working days' notice prior to the commencement of any work or excavation over or near our pipeline ROW so that we may field-locate our pipelines. Contractors may not perform any excavation, crossing, backfilling or construction operations without the presence of a company representative who is authorized to stop any work that is being performed in an unsafe manner.
- 2** No building, structure or obstruction should be erected within the pipeline ROW. If you have questions related to pipeline ROW width, just ask and we'll be happy to share that information with you.
- 3** A company representative must give written approval for heavy equipment to cross pipelines at any location.
- 4** Excavation within the pipeline ROW be performed in accordance with company-approved procedures.
- 5** In addition to complying with the above requirements, you must follow all state and/or local laws and regulations including applicable One-Call requirements. To see your One-Call requirements, visit clickbeforeyoudig.com or dial **811**.

Non-emergency crossings:

Email Enbridge at crossingsus@enbridge.com before using the ROW.

For more information, visit enbridge.com/crossings.

Emergency information

Information for 911 dispatchers

After identifying a potential pipeline emergency and dispatching local responders, take the following actions (as the situation dictates) to facilitate a safe, effective response:



Do

- Reassure the caller emergency response crews and Enbridge will be contacted and will arrive soon.
- Advise the caller of an evacuation center if it has been designated.
- Call Enbridge's toll-free, 24-hour emergency number.
- Instruct caller to move as far away from the leak as possible (upwind if possible), avoiding contact with escaping liquids and gases.



Do NOT

- Drive into the area or start your car.
- Light a match.
- Turn on or off anything that may create a spark (cell phone, telephone, light switch, vehicle alarm, vehicle keyless entry system, flashlight) – until you are in a safe location.
- Operate pipeline valves.
- Remain in a building if the smell is stronger inside than outside.

The role of the local responder

Besides handling traffic control, securing the site and fighting secondary fires, local responders often assist by:

- Making appropriate contacts if it appears that the pipeline incident impacts other agencies, facilities or local authorities
- Handling search and rescue
- Providing medical aid
- Coordinating a community emergency response plan, determining whether evacuation is warranted (mandating an evacuation, if required) and designating an evacuation center

Planning and zoning departments – please read!

Land development near pipelines

Public officials involved in planning and zoning can help by verifying that land developers submit plans showing the accurate location of nearby pipelines and other buried utilities at the proposed site.

For additional information, see the Department of Transportation's recommended practices for developing land near existing pipelines and facilities, please visit phmsa.dot.gov.



If any pipelines exist, ask the developer:

- Have you consulted with the utility operator?
- Have you, working with the utility operator, considered the need for ROW access or setback requirements?
- Have you considered evacuation routes to be used in the unlikely event of an emergency?
- How will you prevent excavation damage to buried utilities during construction?
- Are there plans for alternative uses for the pipeline ROW such as green spaces, parks, golf courses, trails and other recreational spaces?

Did you know?

Contacting the pipeline operator as soon as possible means we can stop the product flow and make notifications as needed.

Incident Command System



Enbridge utilizes the Incident Command System (ICS) for managing a response to an emergency.

The ICS organizational structure is designed to coordinate with other responding agencies and to include those agencies inside a unified command post for a coordinated response.

The ICS is a flexible, scalable tool that provides a common framework, uses common terminology and has standardized functional roles.

By using the ICS, trained personnel from throughout the organization can be deployed to support an incident.

Elements of the response management enabled through use of the ICS include:

- Incident action plan – define objectives, strategies and resources that contribute to public safety, responder safety and the environment
- Site safety and security
- Traffic management
- Maintaining an exclusion zone
- Clean-up and waste management
- Public information management

Additional information on ICS can be obtained on the Federal Emergency Management Agency webpage at [training.fema.gov/emiweb/is/icsresource](https://www.fema.gov/emiweb/is/icsresource).

Enbridge ICS overview



Know what's there: Product information

Hazard awareness and prevention measures

Natural gas pipelines typically operate under high pressure and can move large volumes of gas, therefore accidents involving them can be hazardous.

If an incident occurs on an Enbridge pipeline, our representatives will provide the emergency responders with safety data sheets for the product in the pipeline.

The chart below provides general information about products transported through Enbridge pipelines. For more information, please see the Pipeline and Hazardous Material Safety Administration's Emergency Response Guidebook. Request a free copy or download the mobile app at phmsa.dot.gov/training/hazmat/erg/emergency-response-guidebook-erg.

Characteristics of natural gas

Appearance	<ul style="list-style-type: none"> • Colorless gas or liquid • Steam like cloud or frost-like appearance on the ground (specific to natural gas liquids (NGLs))
Odor	<ul style="list-style-type: none"> • No odor will be detected unless an odorant is added for shipping • Similar to gasoline (specific to NGLs)
Special behavior	<ul style="list-style-type: none"> • Low density and lighter than air • In an open area, it rises into the atmosphere and dissipates • In an enclosed area, it collects first overhead • Heavier than air (specific to NGLs) • Stays close to the ground in low-lying areas (specific to NGLs)
Hazards	<ul style="list-style-type: none"> • Extremely flammable and explosive • Suffocation can occur if vapors displace the oxygen in an enclosed area

Responding to a natural gas incident

In the event of an emergency involving natural gas, evacuate all unnecessary personnel and wear appropriate personal protective equipment. Contact Enbridge immediately so we can stop the product flow and then allow any fire that may be present to burn out. **Do not operate pipeline valves.**

For detailed information on product hazards and appropriate responses to a pipeline emergency, we encourage you to take free online pipeline emergency response training at mypipelinetraining.com.



Resources

Free training opportunity for emergency responders and 911 dispatchers

Emergency responders and others responsible for public safety in our counties of operation – including 911 dispatchers – can access the National Association of State Fire Marshals' Pipeline Emergencies online training program at mypipelinetraining.com.

The trainings can be completed in one or multiple sessions and a certificate is provided upon completion. This program may qualify for the following:

- Continuing education credits
- OSHA HAZMAT compliance
- Insurance Service Office Fire Suppression Rating Schedule Program

For more information, please contact us at **1-888-293-7867** or erinfo@enbridge.com.

Safe Community First Responder Program

Enbridge offers grants to emergency response agencies in the communities where we operate. These grants can be used for equipment or training to help organizations respond effectively to pipeline emergencies.

For more information, visit enbridge.com/safecommunity.

Emergency response plans

Our Emergency Response Plans are available to emergency response organizations in counties where we operate. These plans provide information on the ways we'll work with emergency responders during the initial stages of a pipeline incident.

To request a copy of the emergency response plan for your area, please contact us.

Additional resources for emergency response plans

- mypipelinetraining.com
- emergencyresponderinfo.com
- phmsa.dot.gov/training/hazmat/erg/emergency-response-guidebook-erg
- npms.phmsa.dot.gov
- naturalgas.org
- ingaa.org
- pipeline101.org
- call811.com
- clickbeforeyoudig.com

Links for more information:

If you are planning work on the ROW, such as building a fence, deep tilling, digging a ditch, operating equipment or other activities, please email crossingsus@enbridge.com.

To learn more about our Damage Prevention Program, visit enbridge.com/damageprevention.

More information about our Emergency Management Program can be found at enbridge.com/emergencymanagement.

Contact Enbridge



24-hour emergency number:
1-800-231-7794

If you have a non-emergency question regarding Enbridge's Damage Prevention Program, Integrity Management Program or operations in your area, you can call Public Awareness at **1-888-293-7867** or visit enbridge.com/uspublicawareness.



Land and ROW hotline
1-888-217-9110



Email
uspublicawareness@enbridge.com



Website
enbridge.com/uspublicawareness



Facebook
facebook.com/enbridge


This brochure covers all Enbridge-owned and/or operated natural gas transmission and midstream assets including:

- Algonquin Gas Transmission, LLC
- Big Sandy Pipeline, LLC
- Bobcat Gas Storage
- Brazoria Interconnector Gas Pipeline, LLC
- East Tennessee Natural Gas, LLC
- Egan Hub Storage, LLC
- Enbridge Offshore (Gas Gathering), LLC
- Maritimes and Northeast Pipeline, LLC
- Moss Bluff Hub, LLC
- Pomelo Connector, LLC
- Saltville Gas Storage Company, LLC
- Steckman Ridge, LP
- Texas Eastern Transmission, LP
- Valley Crossing Pipeline, LLC



Please scan if you or someone you know would prefer to have the information in this brochure provided in Spanish.

Emergency response information

 **Risk:** Ignoring the critical safety information below could create additional hazards for the public, responders and the environment.

Recognizing a pipeline leak

In the unlikely event of a pipeline leak, one or any combination of the items listed below on or near the ROW can typically help you recognize a leak.



You might see:

- Dirt being blown or appearing to be thrown into the air
- Flames, if gas is ignited
- A white vapor stream or mist-like cloud
- Unexpected frost buildup on the ground
- Dead or dying vegetation in an otherwise green area
- Continuous bubbling in wet areas or at a pond, creek or river



You might hear:

- An unusual roaring, blowing, hissing or loud whistling sound



You might smell:

- Odorized pipelines: An unusual sulfur or rotten egg odor
- Unodorized pipelines: A slight smell similar to diesel fuel or oil

Steps for a safe response

- 1** Abandon any mechanized equipment and ignition sources in the suspected leak's vicinity.
- 2** Secure the site and determine a plan to evacuate or shelter in place.
- 3** Monitor for hazardous atmospheres.
- 4** Control and redirect traffic.
- 5** Provide immediate access to Enbridge pipeline representatives.
- 6** Implement your local emergency plan.

In the event of an emergency



Do not operate pipeline valves or extinguish any pipeline fires.

Doing so may prolong or worsen an incident or even cause another leak in the pipeline. Our control center personnel can close some valves automatically, while trained employees must manually close others.



Do not create a spark.

Possible ignition sources include smoking materials, open flames, light switches, telephones, cell phones, pagers, flashlights, keyless entry remotes, motor vehicles and other electronic devices.



Do not enter an Enbridge facility without permission.

If a fire occurs at one of our facilities, unless lives are at risk, we ask that fire crews stay outside of the property.

In the event of a pipeline emergency, we will work with emergency responders to resolve the situation safely and effectively.